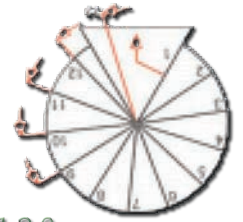
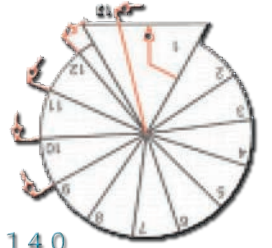


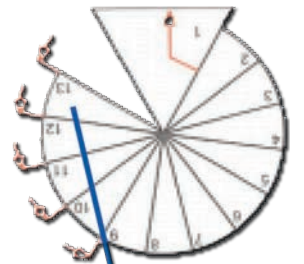
- 3094 mm



DM 120

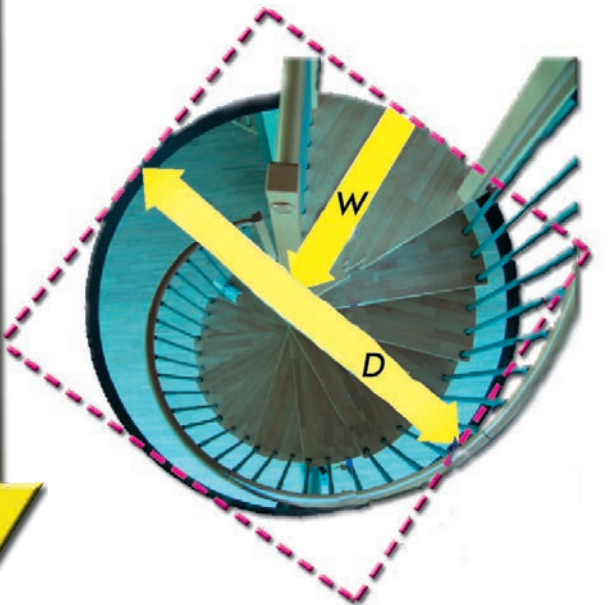


DM 140





























DM 160




	9	10	11	12	13
	1980	2200	2420	2640	2860
	-	-	-	-	-
	2142	2380	2618	2856	3094
120	232°	258°	284°	310°	336°
140	236°	262°	288°	314°	340°
160	205°	228°	251°	273°	296°



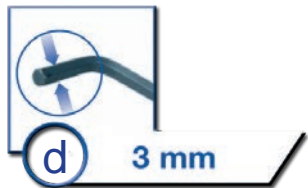

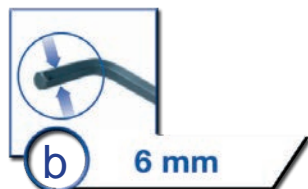
	W	D
120	600-650 mm	>1200 mm
140	700-750 mm	>1400 mm
160	800-850 mm	>1600 mm

 <p><b>SW1</b></p>	<p><b>BUCHE</b> 1 x - ????? 1 x - ????? 1 x - ?????</p>	 <p><b>BUCHE</b> 1 x - 933232 950 x 40 mm</p>
 <p><b>SW2</b></p>	<p><b>BUCHE</b> 12 x - ?????? 12 x - ????? 12 x - ?????</p>	 <p><b>SW15</b> 2 x - 931884 90 x 90 x 80 x 3 mm</p>
 <p><b>SW3</b></p>	<p>1 x - 933129 910 x 50 x 1 mm</p>	 <p><b>SW16</b> 1 x - 931883 ø 100 x 3 d21 mm</p>
 <p><b>SW4</b></p>	<p>1 x - 920924 ø 60,2 x 1050 mm</p>	 <p><b>SW17</b> 1 x - 930707 M20 x 1210 mm</p>
 <p><b>SW5</b></p>	<p>1 x - 931881 ø 60,2 mm</p>	 <p><b>SW18</b> 1 x - 930654 M20 x 900 mm</p>
 <p><b>SW6</b></p>	<p>1 x - 920915 ø 51 x 2,6 x 220 mm</p>	 <p><b>SW19</b> 11 x - 933230 15 x 50 mm</p>
 <p><b>SW7</b></p>	<p>1 x - 931886 ø 51 x 2,6 x 220 mm</p>	 <p><b>SW20</b> 13 x - 933130 M10 x 120 mm</p>
 <p><b>SW8</b></p>	<p>22 x - 932118 ø 22 x 1 x 840 mm</p>	 <p><b>SW21</b> 1 x - 932143 M20 x 60 mm, DIN 6334</p>
 <p><b>SW9</b></p>	<p>24 x - 932119 ø 22 x 1 x 1100 mm</p>	 <p><b>SW22</b> 104 x - 930698 ø 127 x 3 mm</p>
 <p><b>SW10</b></p>	<p>13 x - 931889 ø 127 x 2,9 x 179 mm</p>	 <p><b>SW23</b> 3 x - 930623</p>
 <p><b>SW11</b></p>	<p>14 x - 933134 ø 22 x 1 x 175 mm</p>	 <p><b>SW24</b> 45 x - 931217</p>
 <p><b>SW12</b></p>	<p>1 x - 933145 ø 22 x 70 mm</p>	 <p><b>SW25</b> 2 x - 932137 ø 50 mm</p>
 <p><b>SW13</b></p>	<p><b>BUCHE</b> 12 x - 933221 12 x - 933222 12 x - 933223</p>	 <p><b>SW26</b> 45 x - 932031</p>



	10 x - 930303 ø 8 mm		74 x - 933127
	1 x - 930687 ø 12 mm		1 x - 930882 M10 x 100 mm
	1 x - 930631 ø 22 mm		3 x - 931735 M8 x 55 mm - DIN 933
	1 x - 932138 ø 35 mm		6 x - 931879 M8 x 55 mm - DIN 6912
	1 x - 930629 M20 - DIN 934		45 x - 932139 M5 x 20 mm - DIN 7991
	1 x - 932145 M20 - DIN 934		6 x - 932141 M6 x 6 mm - DIN 914
	<b>BUCHE</b> 4 x - 933231 M8 - DIN 934		10 x - 932152 ø 6 x 50 mm
	45 x - 930231 M5 - DIN 934		10 x - 932153 ø 6 x 30 mm
	1 x - 933233 37 x 28 x 12 mm		2 x - 932140 ø 3,9 x 19 mm
	6 x - 932142 M6 - DIN 562		140 x - 933131 ø 30 x 3 mm - M10 - DIN 9021A
	3 x - 931733 M8 x 55 mm		3 x - 930680 ø 16 - M9 - DIN 125A
	45 x - 933039 M10 x 70 mm - DIN 6912		8 x - 933025
	74 x - 933128 M10		117 x - 933229 ø 3,5 x 25 mm





0 x SW 47 = 220 mm

1 x SW 47 = 223 mm

2 x SW 47 = 226 mm

3 x SW 47 = 229 mm

4 x SW 47 = 232 mm

5 x SW 47 = 235 mm

6 x SW 47 = 238 mm



2 x SW 22 = 220 mm

3 x SW 22 = 223 mm

4 x SW 22 = 226 mm

5 x SW 22 = 229 mm

6 x SW 22 = 232 mm


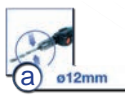
7 x SW 22 = 235 mm

8 x SW 22 = 238 mm





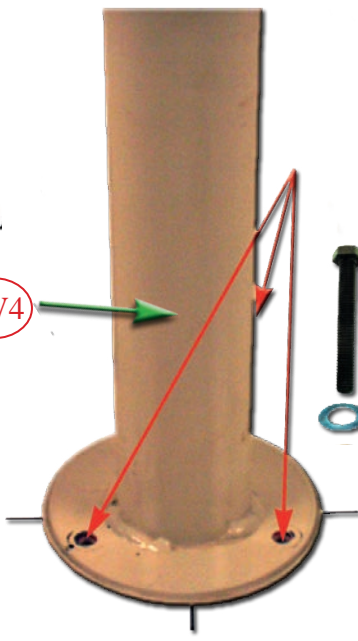
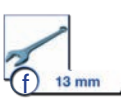
1



SW35




2



SW4

SW40

SW48



3

SW4



SW10

4

SW2

SW22





SW22

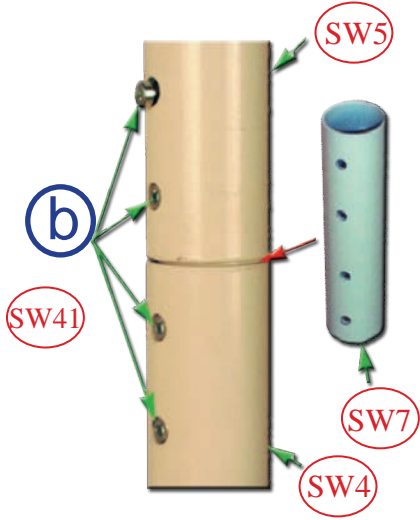
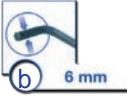
SW4




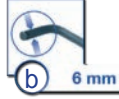
- 2 x SW 22 = 220 mm
- 3 x SW 22 = 223 mm
- 4 x SW 22 = 226 mm
- 5 x SW 22 = 229 mm
- 6 x SW 22 = 232 mm
- 7 x SW 22 = 235 mm
- 8 x SW 22 = 238 mm




5



6



7



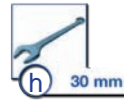
8

SW16



9

SW30a



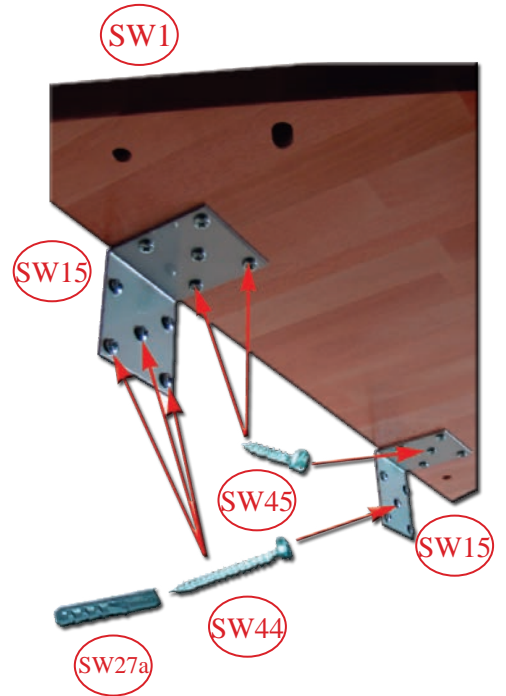
SW16



10


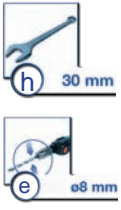


11






12



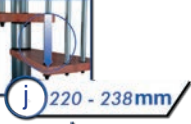
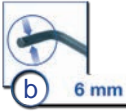
13



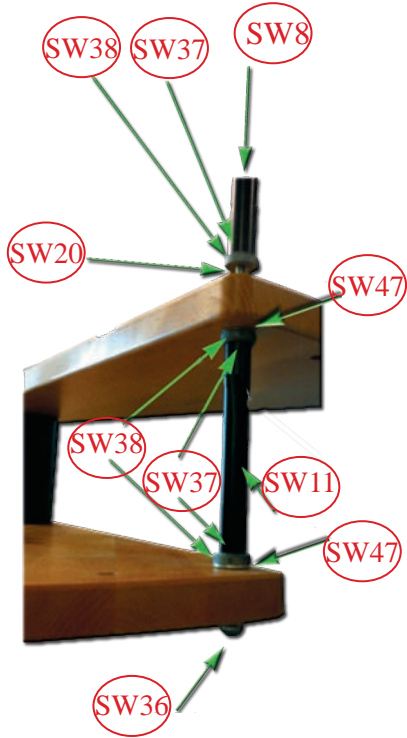
14



15



- 0 x SW 47 = 220 mm
- 1 x SW 47 = 223 mm
- 2 x SW 47 = 226 mm
- 3 x SW 47 = 229 mm
- 4 x SW 47 = 232 mm
- 5 x SW 47 = 235 mm
- 6 x SW 47 = 238 mm


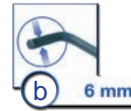


17



SW9 SW9

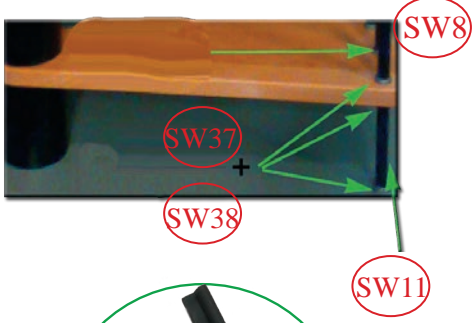
18



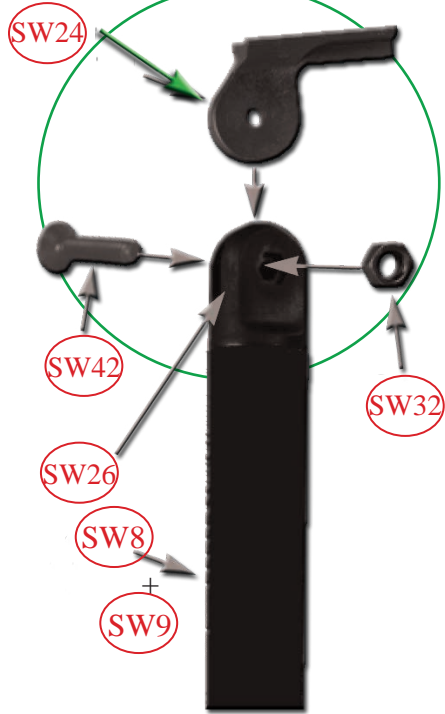
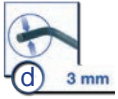
16




19




20



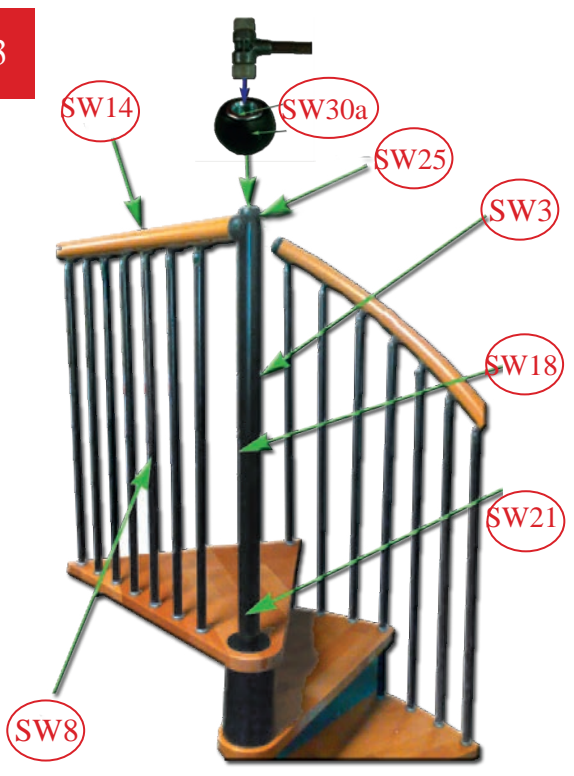
21



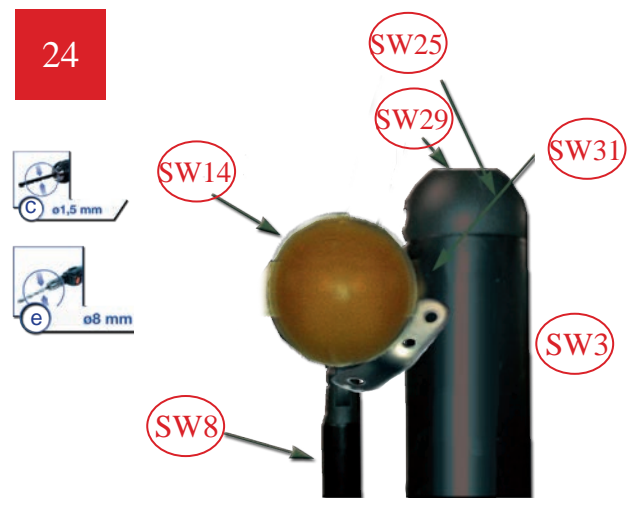
22



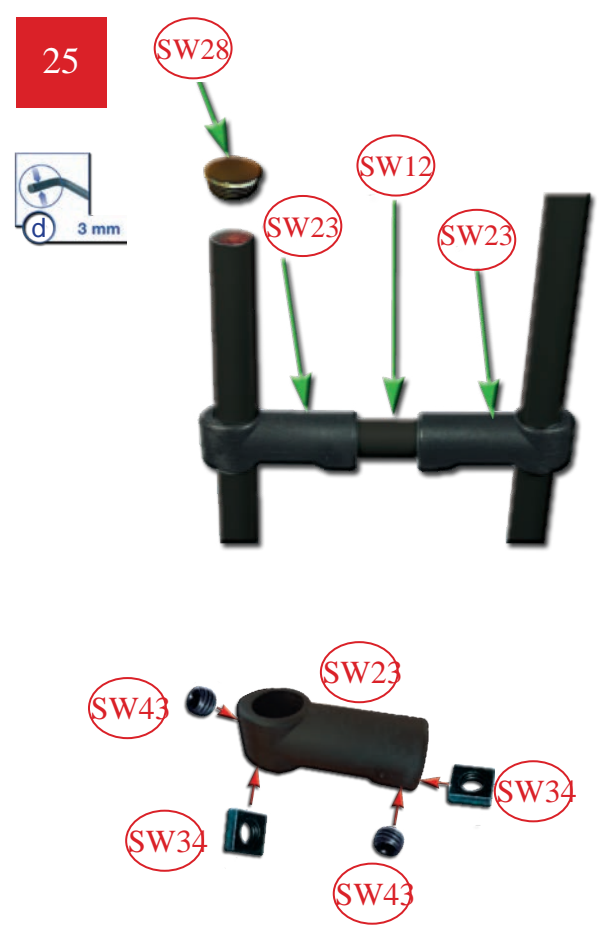
23




24



25

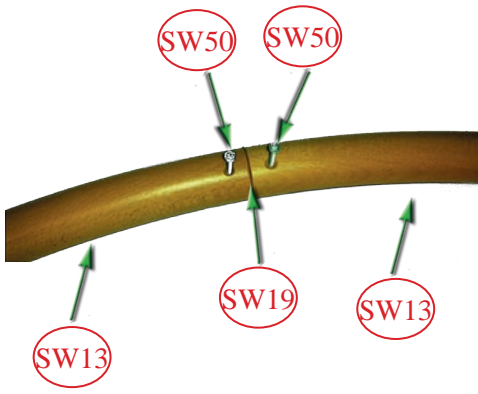


26






27



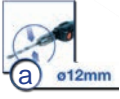
28



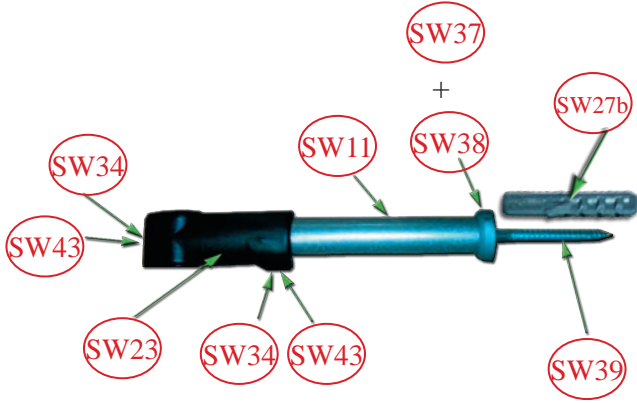
29



28



SW27b





EB-2110-01



**WERK II  
Kindberg / Austria  
Produktion Raumpartreppen  
& Spindeltreppen**

