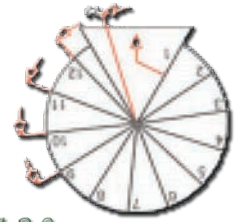


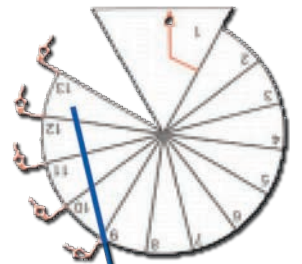
- 3094 mm



DM 120

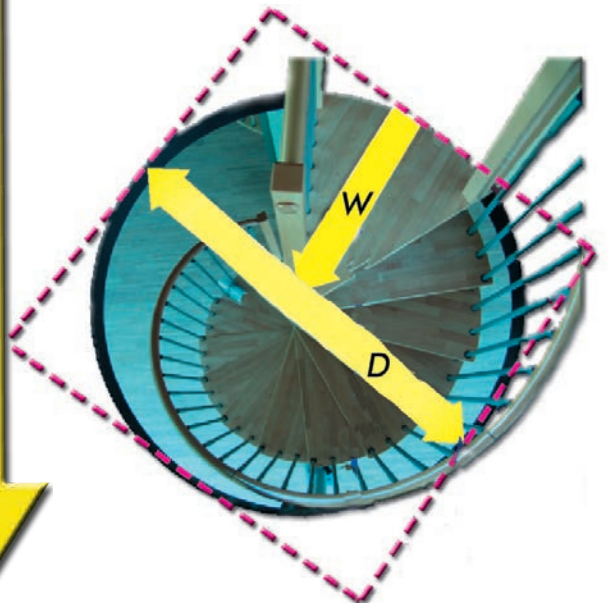


DM 140





























DM 160








	9	10	11	12	13
	1980	2200	2420	2640	2860
	-	-	-	-	-
	2142	2380	2618	2856	3094
120	232°	258°	284°	310°	336°
140	236°	262°	288°	314°	340°
160	205°	228°	251°	273°	296°



	W	D
120	600-650 mm	>1200 mm
140	700-750 mm	>1400 mm
160	800-850 mm	>1600 mm

 <p>SW1</p>	<p>BUCHE 1 x - ????? 1 x - ????? 1 x - ?????</p>	 <p>SW14</p>	<p>BUCHE 1 x - 933232 950 x 40 mm</p>
 <p>SW2</p>	<p>BUCHE 12 x - ?????? 12 x - ????? 12 x - ?????</p>	 <p>SW15</p>	<p>2 x - 931884 90 x 90 x 80 x 3 mm</p>
 <p>SW3</p>	<p>1 x - 933129 910 x 50 x 1 mm</p>	 <p>SW16</p>	<p>1 x - 931883 ø 100 x 3 d21 mm</p>
 <p>SW4</p>	<p>1 x - 920924 ø 60,2 x 1050 mm</p>	 <p>SW17</p>	<p>1 x - 930707 M20 x 1210 mm</p>
 <p>SW5</p>	<p>1 x - 931881 ø 60,2 mm</p>	 <p>SW18</p>	<p>1 x - 930654 M20 x 900 mm</p>
 <p>SW6</p>	<p>1 x - 920915 ø 51 x 2,6 x 220 mm</p>	 <p>SW19</p>	<p>11 x - 933230 15 x 50 mm</p>
 <p>SW7</p>	<p>1 x - 931886 ø 51 x 2,6 x 220 mm</p>	 <p>SW20</p>	<p>13 x - 933130 M10 x 120 mm</p>
 <p>SW8</p>	<p>22 x - 932118 ø 22 x 1 x 840 mm</p>	 <p>SW21</p>	<p>1 x - 932143 M20 x 60 mm, DIN 6334</p>
 <p>SW9</p>	<p>24 x - 932119 ø 22 x 1 x 1100 mm</p>	 <p>SW22</p>	<p>104 x - 930698 ø 127 x 3 mm</p>
 <p>SW10</p>	<p>13 x - 931889 ø 127 x 2,9 x 179 mm</p>	 <p>SW23</p>	<p>3 x - 930623</p>
 <p>SW11</p>	<p>14 x - 933134 ø 22 x 1 x 175 mm</p>	 <p>SW24</p>	<p>45 x - 931217</p>
 <p>SW12</p>	<p>1 x - 933145 ø 22 x 70 mm</p>	 <p>SW25</p>	<p>2 x - 932137 ø 50 mm</p>
 <p>SW13</p>	<p>BUCHE 12 x - 933221 12 x - 933222 12 x - 933223</p>	 <p>SW26</p>	<p>45 x - 932031</p>

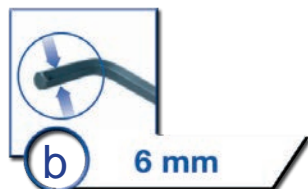


	10 x - 930303 ø 8 mm		74 x - 933127
	1 x - 930687 ø 12 mm		1 x - 930882 M10 x 100 mm
	1 x - 930631 ø 22 mm		3 x - 931735 M8 x 55 mm - DIN 933
	1 x - 932138 ø 35 mm		6 x - 931879 M8 x 55 mm - DIN 6912
	1 x - 930629 M20 - DIN 934		45 x - 932139 M5 x 20 mm - DIN 7991
	1 x - 932145 M20 - DIN 934		6 x - 932141 M6 x 6 mm - DIN 914
	BUCHE 4 x - 933231 M8 - DIN 934		10 x - 932152 ø 6 x 50 mm
	45 x - 930231 M5 - DIN 934		10 x - 932153 ø 6 x 30 mm
	1 x - 933233 37 x 28 x 12 mm		2 x - 932140 ø 3,9 x 19 mm
	6 x - 932142 M6 - DIN 562		140 x - 933131 ø 30 x 3 mm - M10 - DIN 9021A
	3 x - 931733 M8 x 55 mm		3 x - 930680 ø 16 - M9 - DIN 125A
	45 x - 933039 M10 x 70 mm - DIN 6912		8 x - 933025
	74 x - 933128 M10		117 x - 933229 ø 3,5 x 25 mm






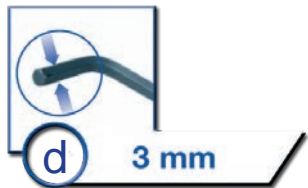
a ø12mm



b 6 mm



c ø1,5 mm



d 3 mm



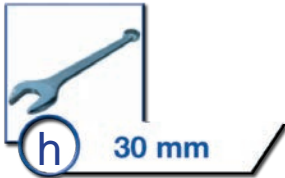
e ø8 mm



f 13 mm




g



h 30 mm



i



j 220 - 238 mm

0 x SW 47 = 220 mm

1 x SW 47 = 223 mm

2 x SW 47 = 226 mm

3 x SW 47 = 229 mm

4 x SW 47 = 232 mm

5 x SW 47 = 235 mm

6 x SW 47 = 238 mm



k 220 - 238 mm

2 x SW 22 = 220 mm

3 x SW 22 = 223 mm

4 x SW 22 = 226 mm

5 x SW 22 = 229 mm


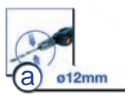
6 x SW 22 = 232 mm

7 x SW 22 = 235 mm

8 x SW 22 = 238 mm



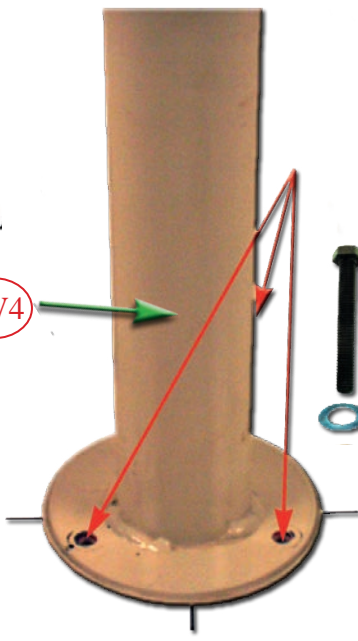
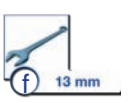
1



SW35




2



SW4

SW40

SW48



3

SW4



SW10

4

SW2

SW22



SW22

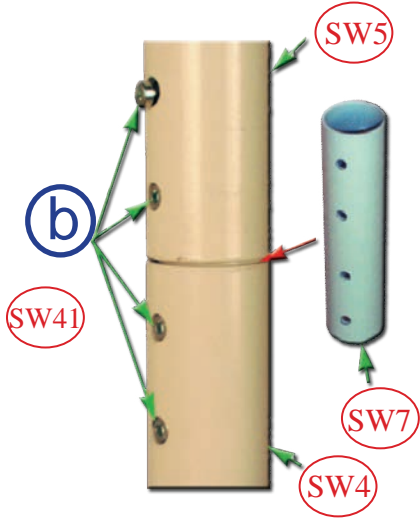
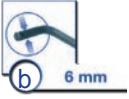
SW4




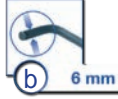
- 2 x SW 22 = 220 mm
- 3 x SW 22 = 223 mm
- 4 x SW 22 = 226 mm
- 5 x SW 22 = 229 mm
- 6 x SW 22 = 232 mm
- 7 x SW 22 = 235 mm
- 8 x SW 22 = 238 mm




5




6



SW17



7



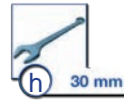
8

SW16



9

SW30a



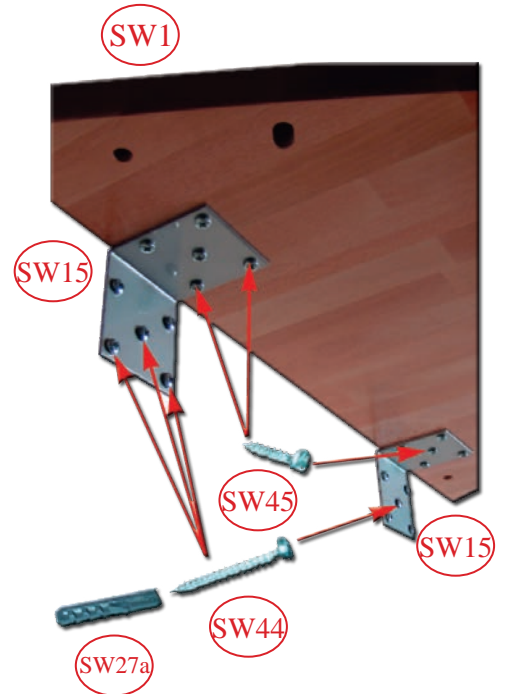
SW16




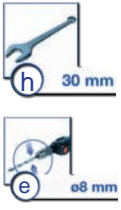
10




11



12



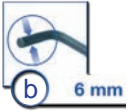
13



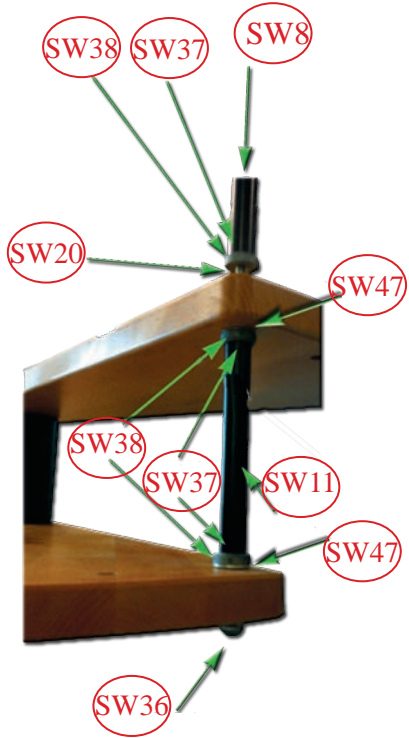
14



15



- 0 x SW 47 = 220 mm
- 1 x SW 47 = 223 mm
- 2 x SW 47 = 226 mm
- 3 x SW 47 = 229 mm
- 4 x SW 47 = 232 mm
- 5 x SW 47 = 235 mm
- 6 x SW 47 = 238 mm

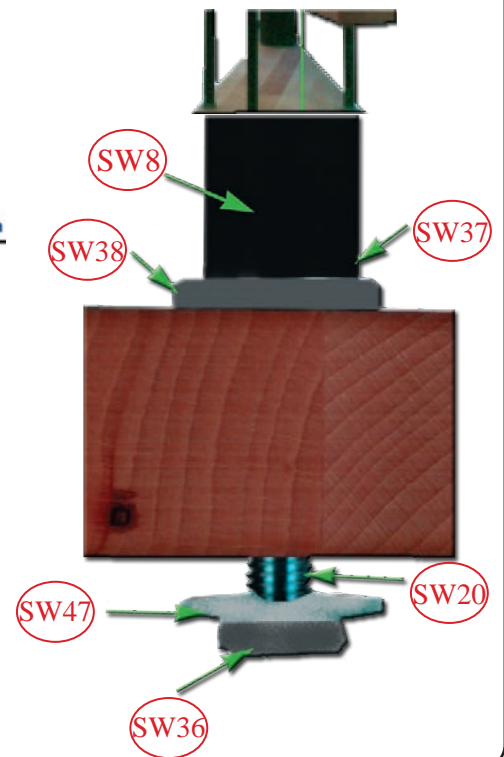
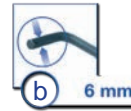


17



SW9 SW9

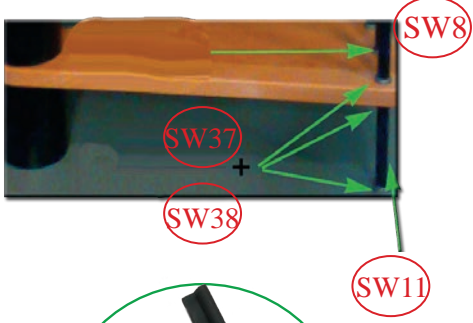
18



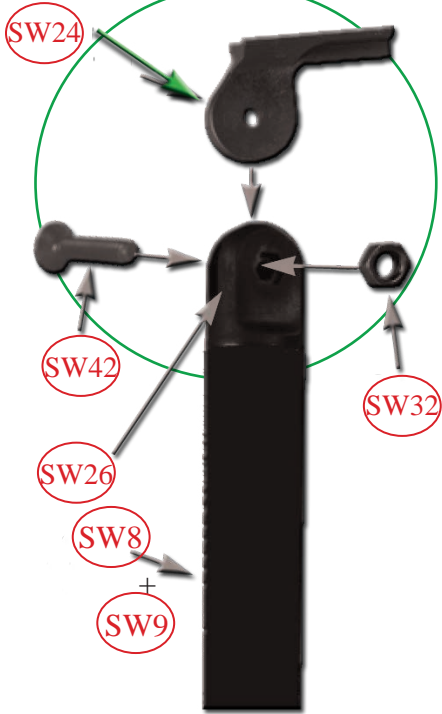
16



19




20




SW32

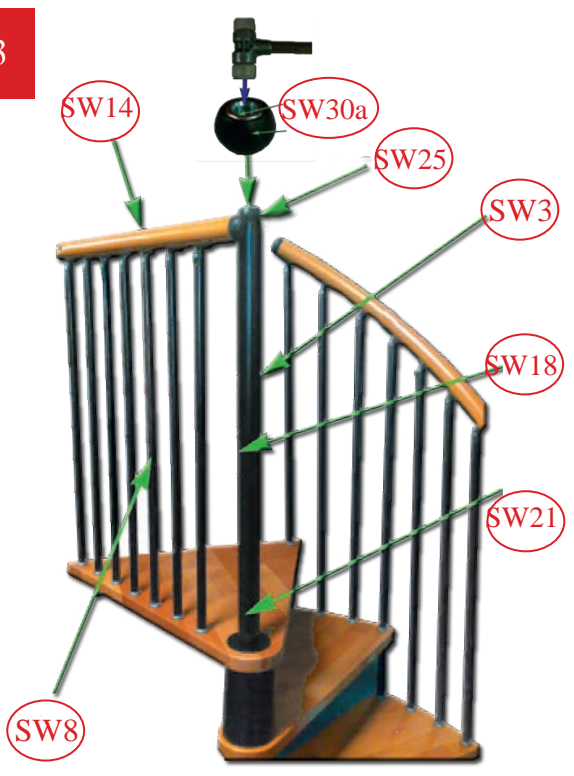
21



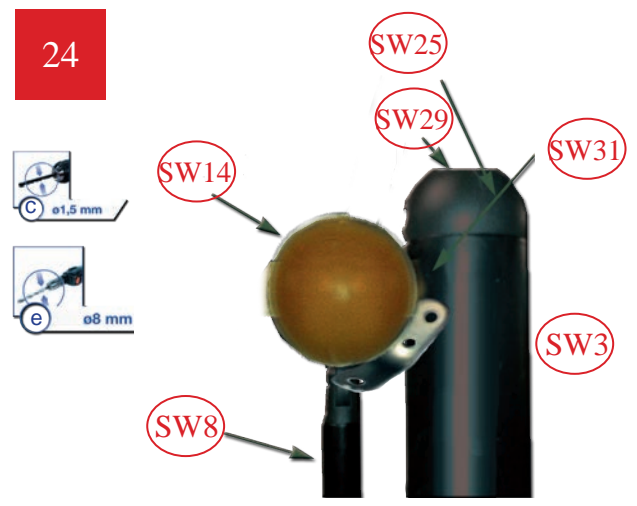
22



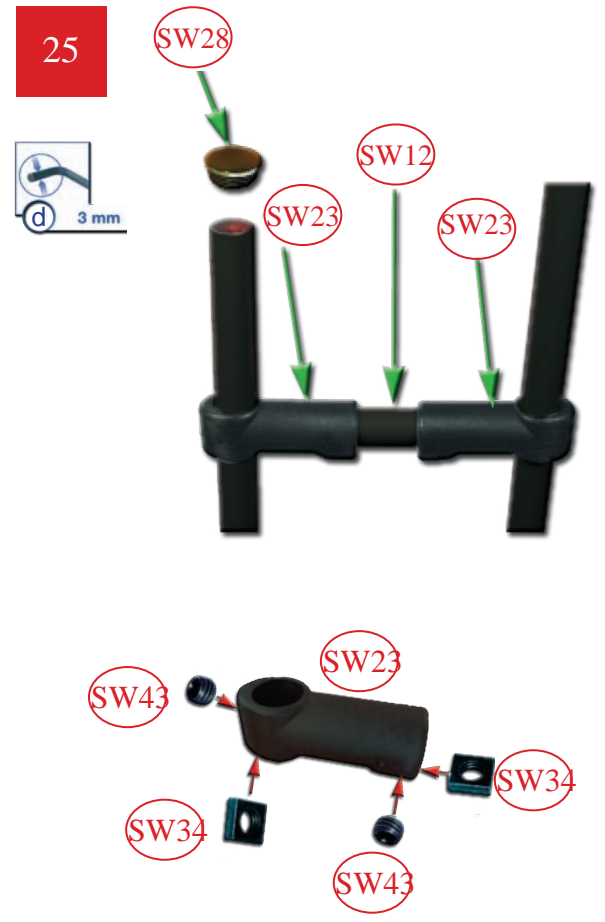
23




24



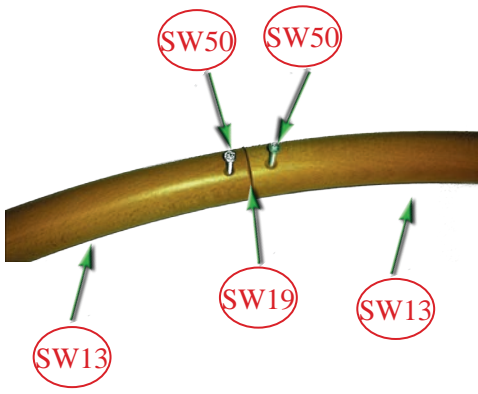
25



26



27



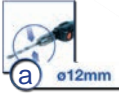
28



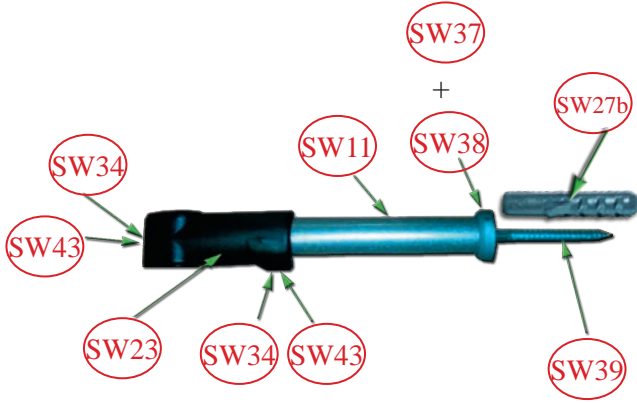
29



28



SW27b





EB-2110-01

**WERK II
Kindberg / Austria
Produktion Raumpartreppen
& Spindeltreppen**

