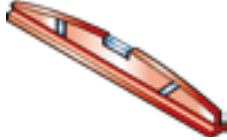
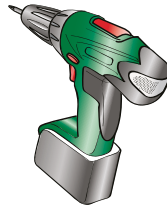





fontanot®
scale di ogni tempo



PH 2



Ø 8 x 120 mm
(D 5/16" x 4 23/32")

Ø 12 x 120 mm
(D 15/32" x 4 23/32")

Ø 14 x 150 mm
(D 35/64" x 5 29/32")



Ø 2,5 mm (D 3/32")

Ø 3,5 mm (D 9/64")

Ø 4,5 mm (D 11/64")


Ø 5,5 mm (D 7/32")

Ø 9 mm (D 23/64")



12 mm (15/32")

13 mm (33/64")



2,5 mm (3/32")

3 mm (1/8")

5 mm (13/64")

12 mm (15/32")



10 mm (25/64")

13 mm (33/64")

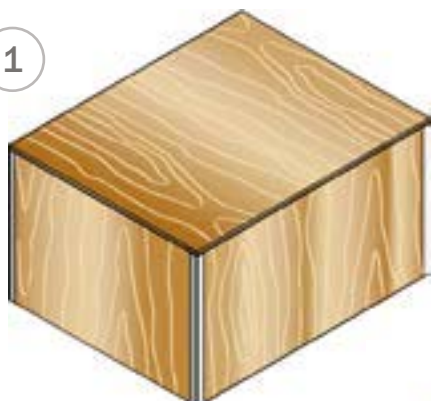
17 mm (43/64")

19 mm (3/4")

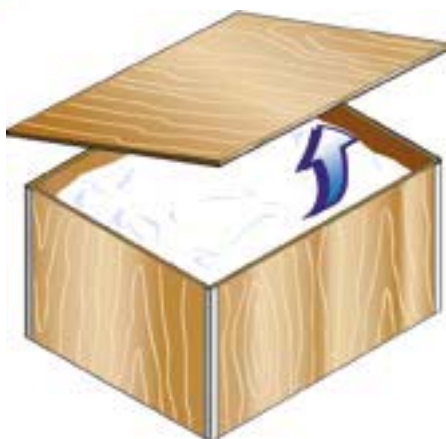
30 mm (1 3/16")



1



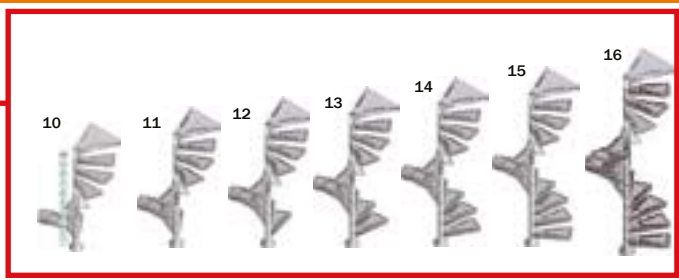

2






3



10	11	12	13	14	15	16
1	1	2	2	4	5	6




<p>Ø 120 cm (D 47 1/4")</p>  <p>"A"</p>	<p>Ø 140 cm (D 55 1/8")</p>  <p>"B"</p>	<p>Ø 160 cm (D 63")</p>  <p>"C"</p>
---	---	---

A02




	10	11	12	13	14	15	16
A	1	1	1	1	1	1	1
B	1	1	1	1	1	1	1
C	1	1	1	1	1	1	1

A03




	10	11	12	13	14	15	16
A	6	6	6	6	6	6	6
B	6	6	6	6	6	6	6
C	6	6	6	6	6	6	6

A18




	10	11	12	13	14	15	16
A	1	1	1	1	1	1	1
B	1	1	1	1	1	1	1
C	1	1	1	1	1	1	1

A19




	10	11	12	13	14	15	16
A	1	1	1	1	1	1	1
B	1	1	1	1	1	1	1
C	1	1	1	1	1	1	1

B03



	10	11	12	13	14	15	16
A	1	1	1	1	1	1	1
B	1	1	1	1	1	1	1
C	1	1	1	1	1	1	1

B04



	10	11	12	13	14	15	16
A	1	1	1	1	1	1	1
B	1	1	1	1	1	1	1
C	1	1	1	1	1	1	1

B05

	10	11	12	13	14	15	16
A	1	1	1	1	1	1	1
B	1	1	1	1	1	1	1
C	1	1	1	1	1	1	1

B08

	10	11	12	13	14	15	16
A	2	2	2	2	2	2	2
B	2	2	2	2	2	2	2
C	2	2	2	2	2	2	2

B11

	10	11	12	13	14	15	16
A	7	7	7	7	7	7	7
B	10	10	10	10	10	10	10
C	10	10	10	10	10	10	10

B12

	10	11	12	13	14	15	16
A	7	7	7	7	7	7	7
B	10	10	10	10	10	10	10
C	10	10	10	10	10	10	10

B13

	10	11	12	13	14	15	16
A	6	6	6	6	6	6	6
B	6	6	6	6	6	6	6
C	6	6	6	6	6	6	6

B17

	10	11	12	13	14	15	16
A	1	1	1	1	1	1	1
B	1	1	1	1	1	1	1
C	1	1	1	1	1	1	1

B23

	10	11	12	13	14	15	16
A	6	6	6	6	6	6	6
B	7	7	7	7	7	7	7
C	8	8	8	8	8	8	8

B27

	10	11	12	13	14	15	16
A	12	12	12	12	12	12	12
B	14	14	14	14	14	14	14
C	16	16	16	16	16	16	16

B36

	10	11	12	13	14	15	16
A	2	2	2	2	2	2	2
B	3	3	3	3	3	3	3
C	3	3	3	3	3	3	3

B37

	10	11	12	13	14	15	16
A	2	2	2	2	2	2	2
B	3	3	3	3	3	3	3
C	3	3	3	3	3	3	3

B46

	10	11	12	13	14	15	16
A	2	2	2	2	2	2	2
B	2	2	2	2	2	2	2
C	2	2	2	2	2	2	2

B47

	10	11	12	13	14	15	16
A	1	1	1	1	1-2	2	2
B	1	1	1	1	1-2	2	2
C	1	1	1	1	1-2	2	2

B54

	10	11	12	13	14	15	16
A	27	29	31	33	35	37	39
B	37	40	43	46	49	52	55
C	38	41	44	47	50	53	56

B55

	10	11	12	13	14	15	16
A	27	29	31	33	35	37	39
B	37	40	43	46	49	52	55
C	38	41	44	47	50	53	56

B82

	10	11	12	13	14	15	16
A	19	21	23	25	27	29	31
B	28	31	34	37	40	43	46
C	28	31	34	37	40	43	46

B89

	10	11	12	13	14	15	16
A	6	6	6	6	6	6	6
B	7	7	7	7	7	7	7
C	8	8	8	8	8	8	8

BE3

	10	11	12	13	14	15	16
A	25	27	29	31	33	35	37
B	35	38	41	44	47	50	53
C	36	39	42	45	48	51	54

BE4


	10	11	12	13	14	15	16
A	1	1	1	1	1	1	1
B	1	1	1	1	1	1	1
C	1	1	1	1	1	1	1

BG6

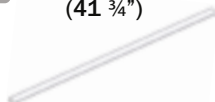
	10	11	12	13	14	15	16
A	29	32	35	38	41	44	47
B	38	42	46	50	54	58	62
C	38	42	46	50	54	58	62

BS1

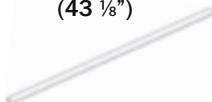
	10	11	12	13	14	15	16
A	1	1	1	1	1	1	1
B	1	1	1	1	1	1	1
C	1	1	1	1	1	1	1

C03 H = 935 mm
(36 13/16")


	10	11	12	13	14	15	16
A	7	7	7	7	7	7	7
B	8	8	8	8	8	8	8
C	9	9	9	9	9	9	9

C03 H = 1060 mm
(41 3/4")

	10	11	12	13	14	15	16
A	0	0	0	0	0	0	0
B	9	10	11	12	13	14	15
C	9	10	11	12	13	14	15

C03 H = 1095 mm
(43 1/8")

	10	11	12	13	14	15	16
A	9	10	11	12	13	14	15
B	0	0	0	0	0	0	0
C	0	0	0	0	0	0	0

C03 H = 1130 mm
(44 1/2")

	10	11	12	13	14	15	16
A	0	0	0	0	0	0	0
B	9	10	11	12	13	14	15
C	9	10	11	12	13	14	15

C03 H = 1190 mm
(46 7/8")

	10	11	12	13	14	15	16
A	9	10	11	12	13	14	15
B	9	10	11	12	13	14	15
C	9	10	11	12	13	14	15

C13

	10	11	12	13	14	15	16
A	29	32	35	38	41	44	47
B	38	42	46	50	54	58	62
C	38	42	46	50	54	58	62

C29

	10	11	12	13	14	15	16
A	6	6	6	6	6	6	6
B	9	9	9	9	9	9	9
C	9	9	9	9	9	9	9

C31

	10	11	12	13	14	15	16
A	37	40	43	46	49	52	55
B	47	51	55	59	63	67	71
C	48	52	56	60	64	68	72

C36

	10	11	12	13	14	15	16
A	1	1	1	1	1	1	1
B	1	1	1	1	1	1	1
C	1	1	1	1	1	1	1

C87

	10	11	12	13	14	15	16
A	4	4	4	4	4	4	4
B	4	4	4	4	4	4	4
C	4	4	4	4	4	4	4

C92

	10	11	12	13	14	15	16
A	2	2	2	2	2	2	2
B	2	2	2	2	2	2	2
C	2	2	2	2	2	2	2

CC5

	10	11	12	13	14	15	16
A	27	29	31	33	35	37	39
B	37	40	43	46	49	52	55
C	38	41	44	47	50	53	56

CC6

	10	11	12	13	14	15	16
A	27	29	31	33	35	37	39
B	37	40	43	46	49	52	55
C	38	41	44	47	50	53	56

CL7

	10	11	12	13	14	15	16
A	1	1	1	1	1	1	1
B	1	1	1	1	1	1	1
C	1	1	1	1	1	1	1

CL8

	10	11	12	13	14	15	16
A	1	1	1	1	1	1	1
B	1	1	1	1	1	1	1
C	1	1	1	1	1	1	1

D01

	10	11	12	13	14	15	16
A	3	3	4	3	3	3	3
B	3	3	4	3	3	3	3
C	3	3	4	3	3	3	3

D02

	10	11	12	13	14	15	16
A	10	11	12	13	14	15	16
B	10	11	12	13	14	15	16
C	10	11	12	13	14	15	16

D03

	10	11	12	13	14	15	16
A	50	55	60	65	70	75	80
B	50	55	60	65	70	75	80
C	50	55	60	65	70	75	80

D04

	10	11	12	13	14	15	16
A	9	10	11	12	13	14	15
B	9	10	11	12	13	14	15
C	9	10	11	12	13	14	15

D05

	10	11	12	13	14	15	16
A	1	1	1	1	1	1	1
B	1	1	1	1	1	1	1
C	0	0	0	0	0	0	0

D12

	10	11	12	13	14	15	16
A	0	0	0	0	0	0	0
B	0	0	0	0	0	0	0
C	1	1	1	1	1	1	1

D14

	10	11	12	13	14	15	16
A	1	1	1	1	1	1	1
B	1	1	1	1	1	1	1
C	1	1	1	1	1	1	1

D32

	10	11	12	13	14	15	16
A	29	32	35	38	41	44	47
B	38	42	46	50	54	58	62
C	38	42	46	50	54	58	62

D33

	10	11	12	13	14	15	16
A	29	32	35	38	41	44	47
B	38	42	46	50	54	58	62
C	38	42	46	50	54	58	62

E08

	10	11	12	13	14	15	16
A	1	1	1	1	1	1	1
B	1	1	1	1	1	1	1
C	1	1	1	1	1	1	1

F01



	10	11	12	13	14	15	16
A	8	8	8	8	8	8	8
B	9	9	9	9	9	9	9
C	10	10	10	10	10	10	10

F08



	10	11	12	13	14	15	16
A	4	4	4	4	4	4	4
B	6	6	6	6	6	6	6
C	6	6	6	6	6	6	6

F09



	10	11	12	13	14	15	16
A	2	2	2	2	2	2	2
B	3	3	3	3	3	3	3
C	3	3	3	3	3	3	3

G01



	10	11	12	13	14	15	16
A	1	1	1	1	1	1	1
B	1	1	1	1	1	1	1
C	1	1	1	1	1	1	1

G02



	10	11	12	13	14	15	16
A	2	2	2	2	2-3	3	3
B	2	2	2	2	2-3	3	3
C	2	2	2	2	2-3	3	3

G03



	10	11	12	13	14	15	16
A	1	1	1	1	1	1	1
B	1	1	1	1	1	1	1
C	1	1	1	1	1	1	1

H11



	10	11	12	13	14	15	16
A	18	20	22	24	26	28	30
B	27	30	33	36	39	42	45
C	27	30	33	39	39	42	45

L65



	10	11	12	13	14	15	16
A	9	10	11	12	13	14	15
B	0	0	0	0	0	0	0
C	0	0	0	0	0	0	0

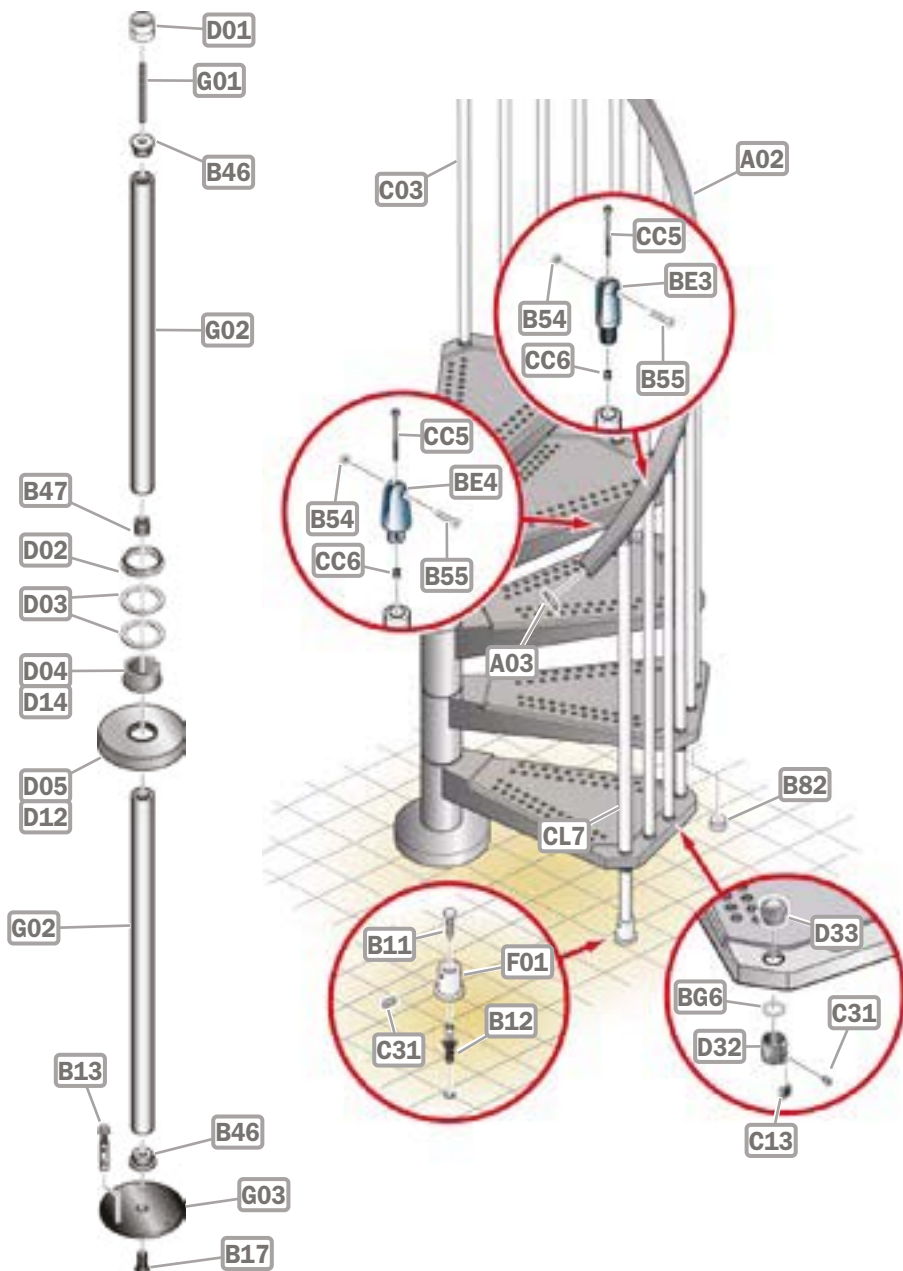
L65

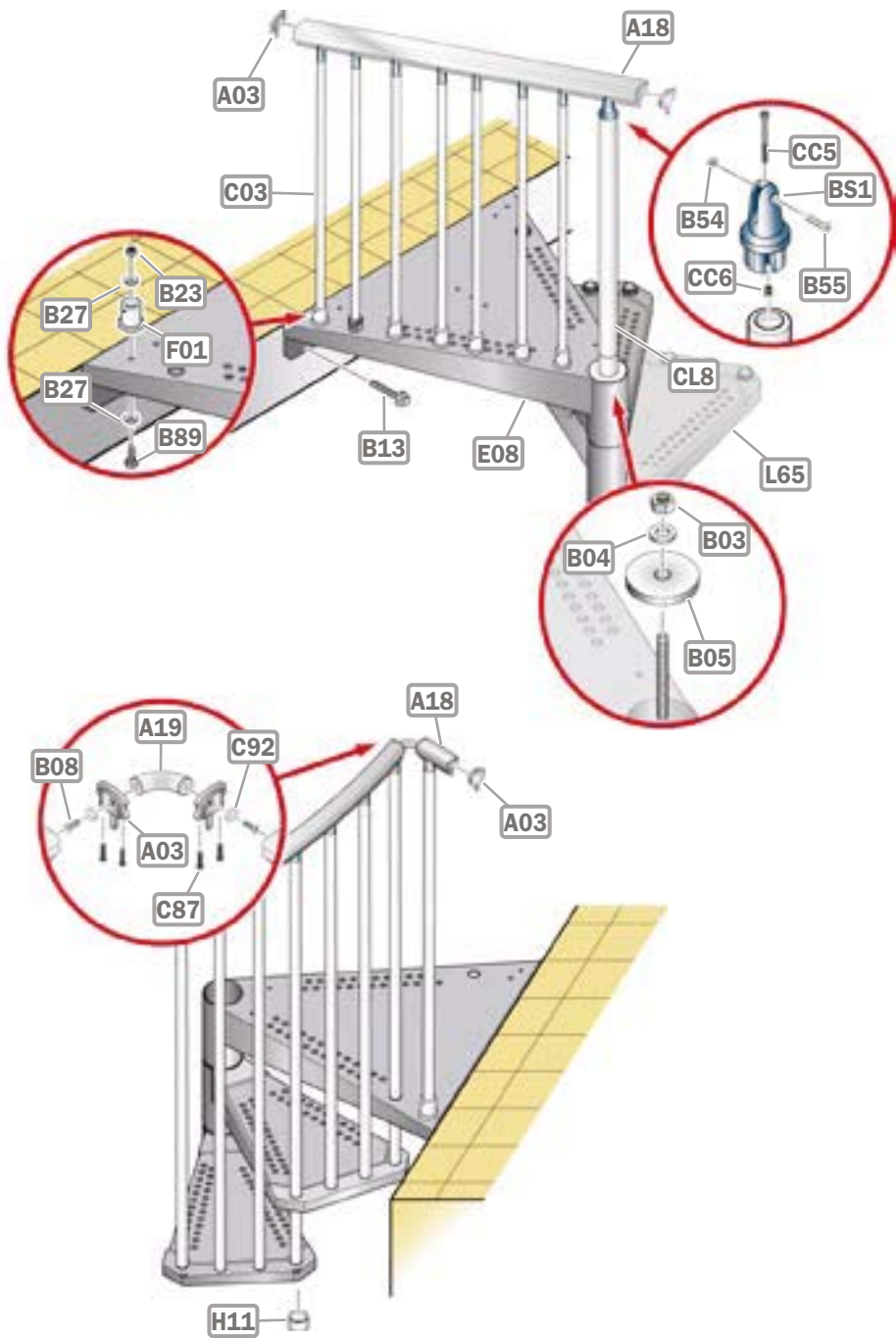


	10	11	12	13	14	15	16
A	0	0	0	0	0	0	0
B	9	10	11	12	13	14	15
C	9	10	11	12	13	14	15

X01









IT) ATTENZIONE!

Leggere e seguire scrupolosamente queste istruzioni e tenere per future consultazioni.

Eseguire l'installazione "a regola d'arte", utilizzando attrezzi idonei; seguire scrupolosamente le istruzioni di montaggio. Informarsi prima dell'installazione, sui regolamenti locali e nazionali da rispettare, in funzione della destinazione d'uso (privato principale, secondario, uffici, negozi,...).

FR) ATTENTION !

Lire et respecter scrupuleusement les présentes instructions ; les conserver pour toute autre consultation.

Effectuer l'installation dans les règles de l'art en utilisant des outils appropriés ; suivre scrupuleusement les instructions de montage. Pour réaliser un montage conforme aux normes en vigueur, il faut s'informer avant l'installation quant aux réglementations locales et nationales à respecter, en fonction du domaine d'utilisation (résidence privée principale, secondaire, bureaux, magasins,...).

EN) WARNING!

Carefully read and strictly follow these instruction and keep them for future consultation.

Carry out the installation in a "workmanlike" manner, strictly following the installation instructions and using suitable tools. Always consult your local building department for code requirements that must be respected depending on its destination of use (private, secondary, public...).

DE) ACHTUNG!

Lesen sie diese Anleitung sorgfältig durch und heben sie sie für spätere Zwecke auf.

Die Montage muss fachgerecht, unter Zuhilfenahme geeigneter Hilfsmittel und unter strikter Einhaltung der Montageanleitung ausgeführt werden. Damit die Montage normgerecht erfolgen kann, muss man zuvor Informationen zur Aufstellung und zu den lokal und national geltenden Vorschriften je nach Bestimmungszweck (privat, Haupt- oder Nebeneinrichtung, Büros, Geschäfte, ...) einholen.

ES) ¡ATENCIÓN!

Leer y seguir estrictamente estas instrucciones y conservarlas para consultas futuras.

Realizar la instalación "según las reglas del arte", utilizando herramientas adecuadas; seguir estrictamente las instrucciones de montaje. Informarse antes de la instalación sobre los reglamentos locales y nacionales a respetar, en función del destino de uso (privado principal, secundario, oficinas, tiendas,...).



SV) OBSERVERA!

Läs och följ noggrant dessa anvisningar och spara dem för framtida konsultation.

Utför installationen på ett yrkesmannamässigt sätt med lämpliga verktyg. Följ monteringsinstruktionerna i detalj. Informera dig före installationen om lokala och nationella bestämmelser som ska respekteras, beroende på avsett användningsområde (privat, offentlig, kontor, butiker o.s.v.).

DA) ADVARSEL!

Læs og overhold nøje disse anvisninger og opbevar dem til efterfølgende henvisninger.

Installationen skal udføres i overensstemmelse med bedste praksis, ved brug af egnede redskaber; følg omhyggeligt monteringsinstruktionerne. Hent oplysninger før installationen angående de lokale og nationale bestemmelser, der skal overholdes afhængigt af den påtænkte anvendelse (privat hovedbrug, privat sekundær brug, kontorer, butikker,...).

NO) ADVARSEL!

Les og følg bruksanvisningen nøye og oppbevar den for senere bruk.

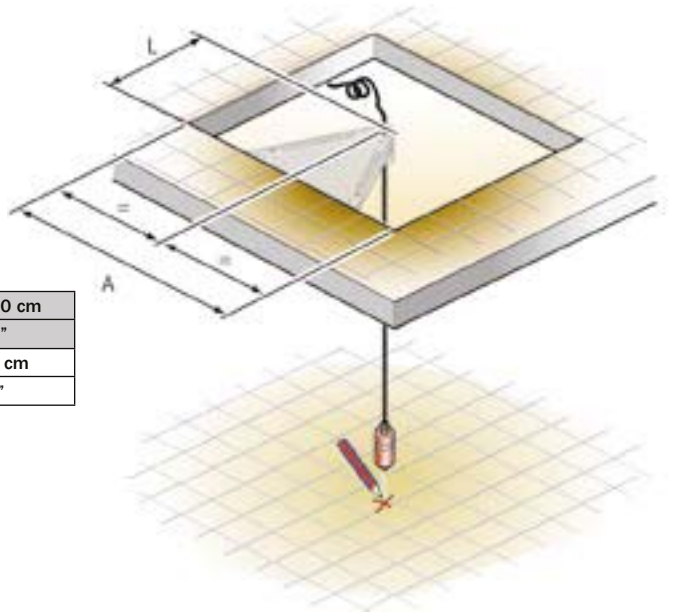
Produktet må installeres "etter alle kunstens regler" og med passende verktøy. Følg monteringsbeskrivelsen nøye. Informer deg om eventuelle lokale og nasjonale forskrifter som gjelder for ditt spesielle bruksområde (primær eller sekundær privat bruk, kontorer, forretninger osv.) før du installerer produktet.

FI) VAROITUS!

Lue ja noudata huolellisesti näitä ohjeita ja säilytä ne tulevaa tarvetta varten.

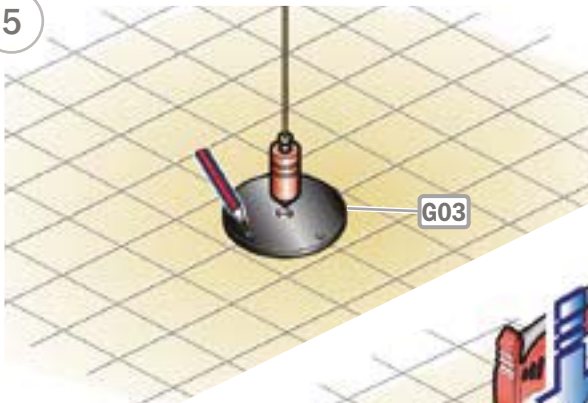
Suorita asennus kunnolla käyttäen asianmukaisia välineitä; noudata huolellisesti asennusohjeita. Tutustu ennen asennusta voimassa oleviin paikallisiin ja kansallisiin määräyksiin, käyttökohteen mukaan (yksityinen pääasiallinen, toissijainen, toimisto, kaupat,...).

4

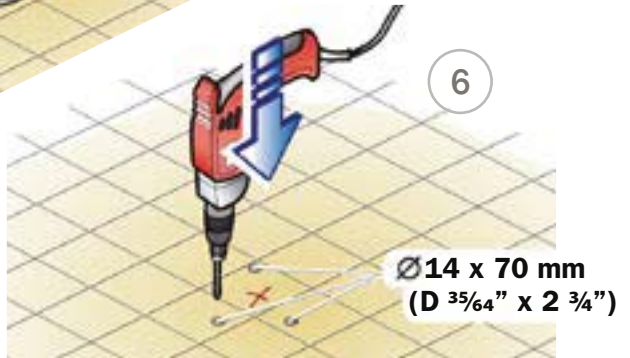


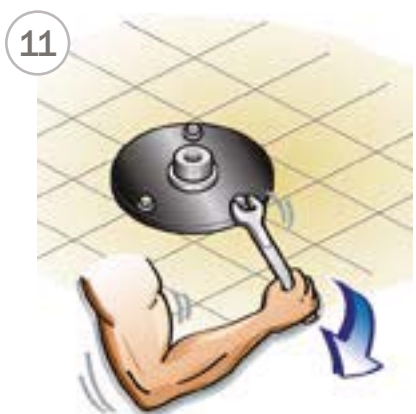
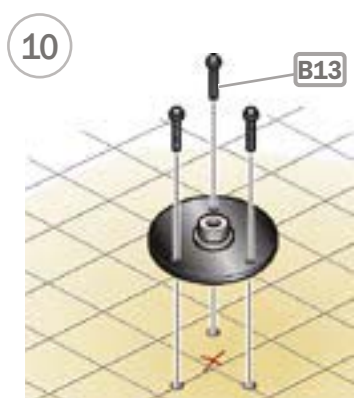
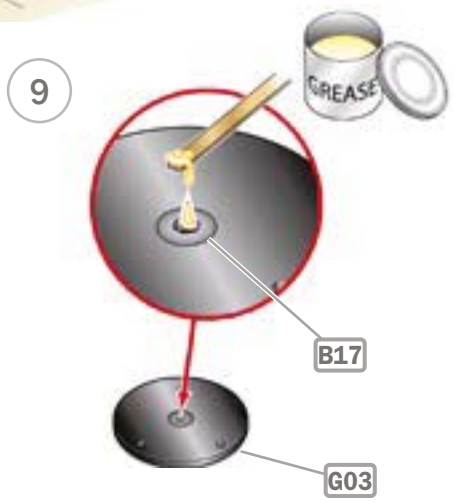
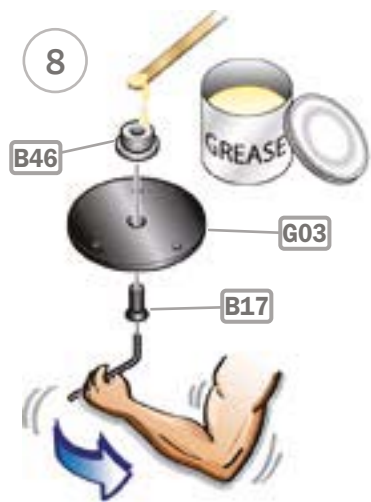
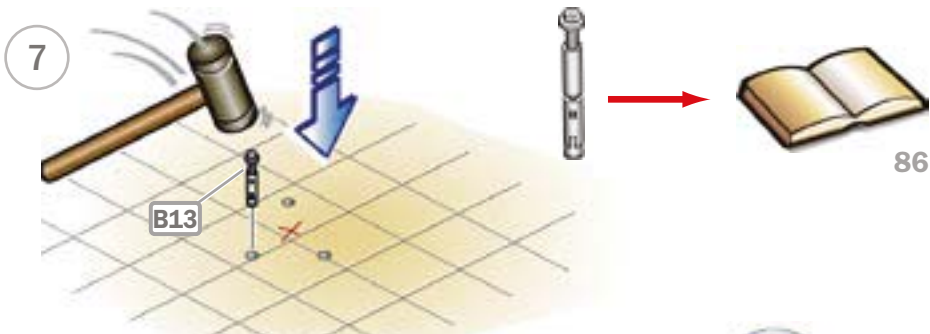
	Ø 120 cm	Ø 140 cm	Ø 160 cm
	Ø 47¼"	Ø 55½"	Ø 63"
L	62,5 cm	72,5 cm	82,5 cm
L	24¾"	28¾"	32½"

5

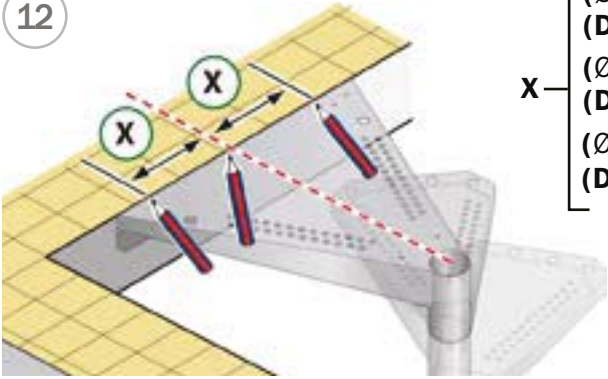


6



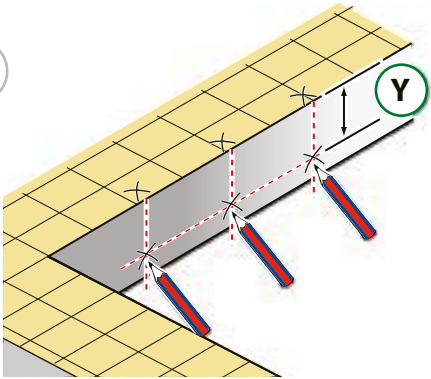


12

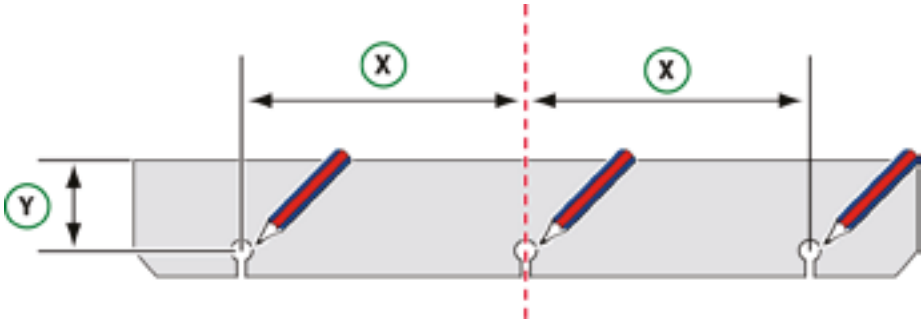


- (Ø 120 cm) = 29 cm
- (D 47 1/4") = 11 13/32")
- (Ø 140 cm) = 34,5 cm
- (D 55 1/8") = 13 9/16")
- (Ø 160 cm) = 41 cm
- (D 63") = 16 1/8")

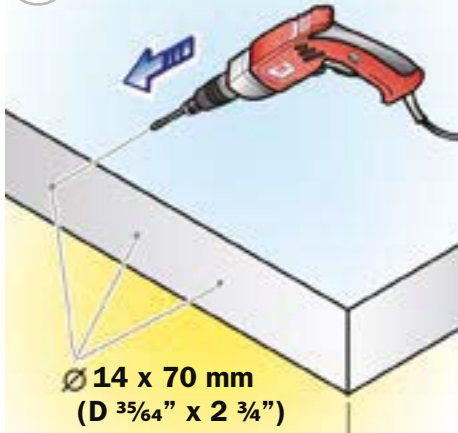
13



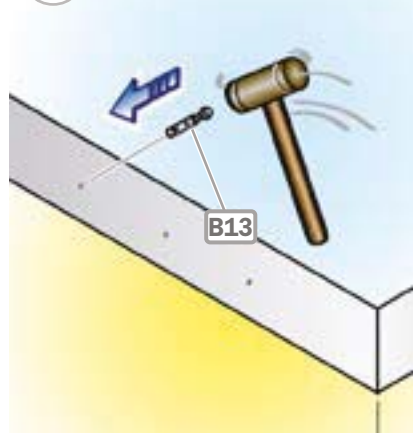
Y = 9,2 cm (3 5/8")



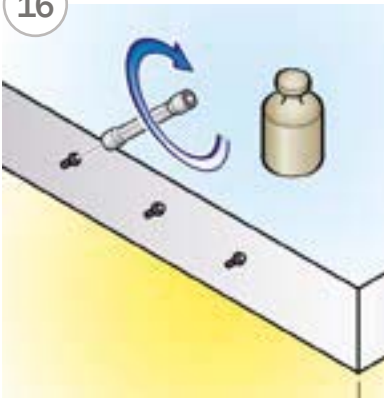
14



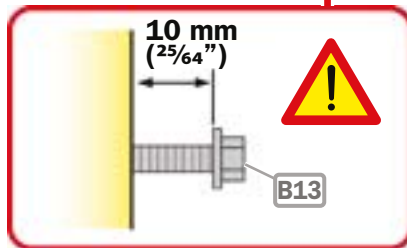
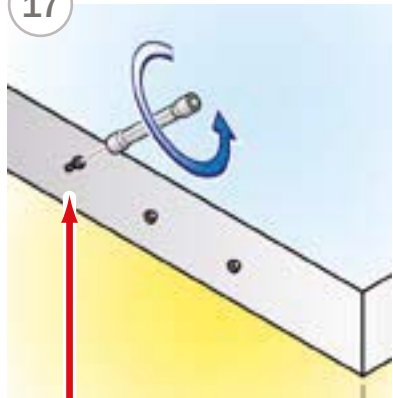
15

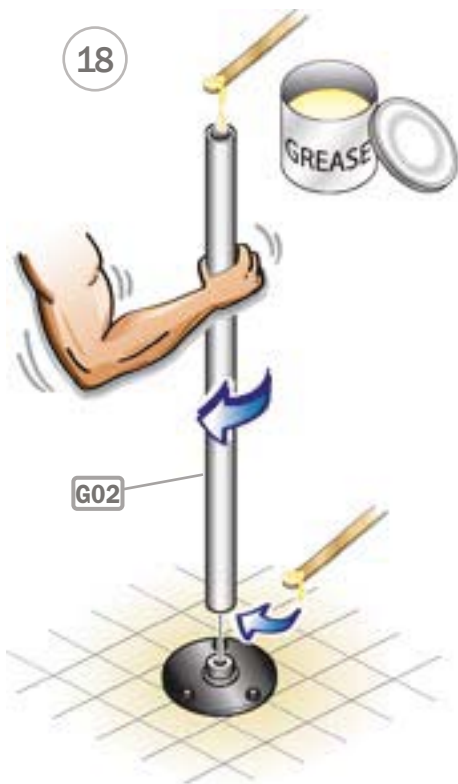


16



17





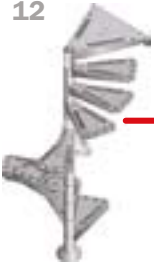
10



11



12



13



14



15

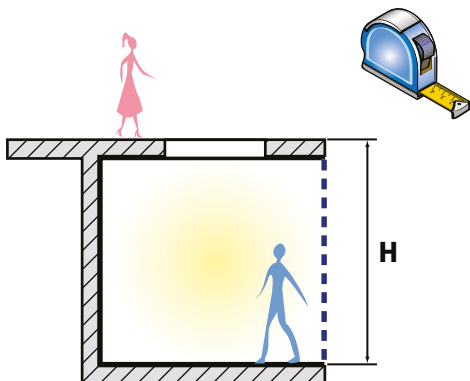


16



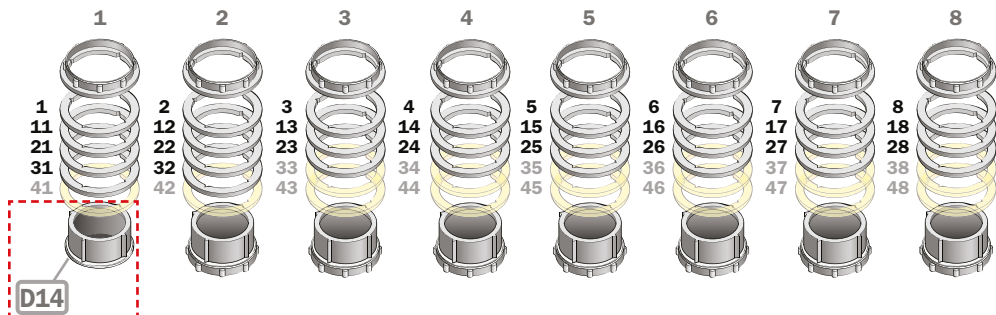


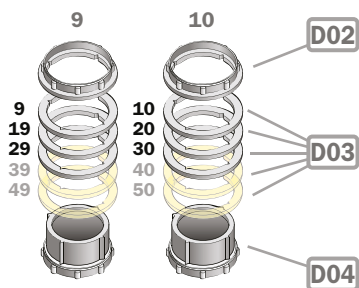
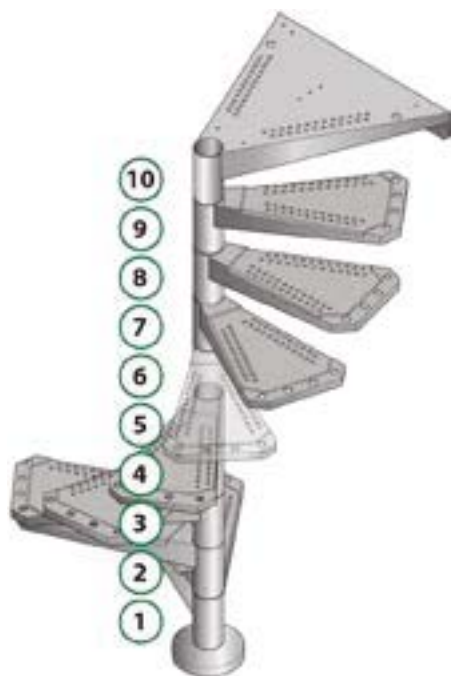
H cm	H inch	D02	D03	D04	D14
211	83 1/4"	10	0	9	1
212	83 7/16"	10	2	9	1
213	83 7/8"	10	4	9	1
214	84 1/4"	10	6	9	1
215	84 5/8"	10	8	9	1
216	85 1/16"	10	10	9	1
217	85 7/16"	10	12	9	1
218	85 13/16"	10	14	9	1
219	86 1/4"	10	16	9	1
220	86 5/8"	10	18	9	1
221	87"	10	20	9	1
222	87 3/8"	10	22	9	1
223	87 13/16"	10	24	9	1
224	88 3/16"	10	26	9	1
225	88 9/16"	10	28	9	1
226	89"	10	30	9	1
227	89 3/8"	10	32	9	1
228	89 3/4"	10	34	9	1
229	90 3/16"	10	36	9	1
230	90 9/16"	10	38	9	1
231	90 15/16"	10	40	9	1
232	91 5/16"	10	42	9	1
233	91 3/4"	10	44	9	1
234	92 1/8"	10	46	9	1
235	92 1/2"	10	48	9	1
236	92 13/16"	10	50	9	1



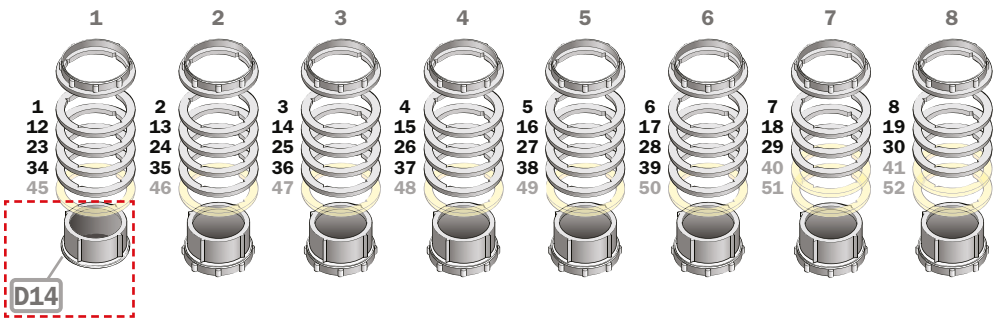
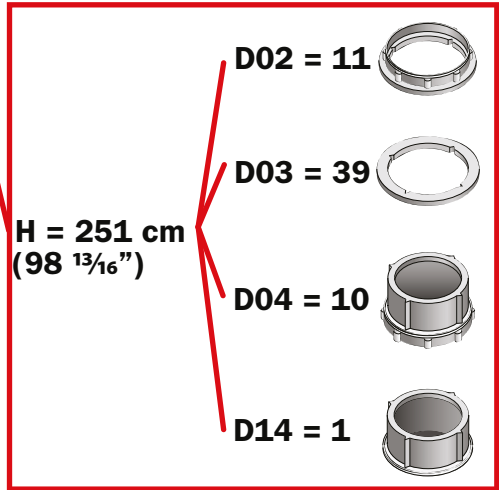
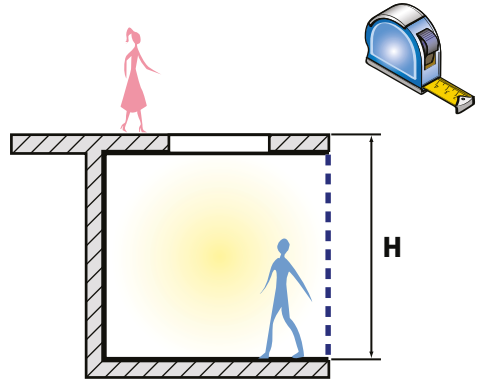
H = 227 cm (89 3/8")

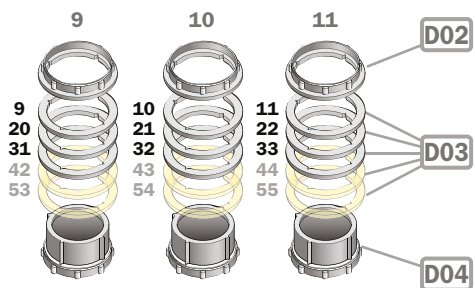
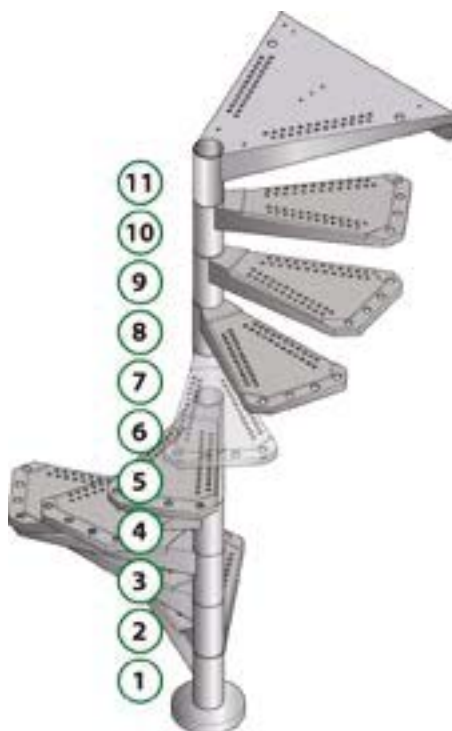
- D02 = 10**
- D03 = 32**
- D04 = 9**
- D14 = 1**



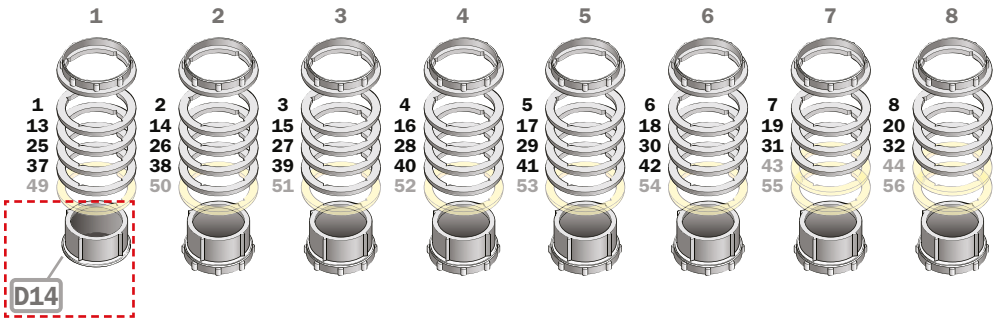
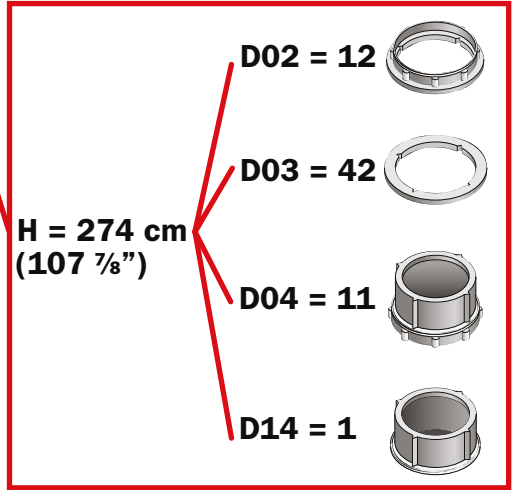
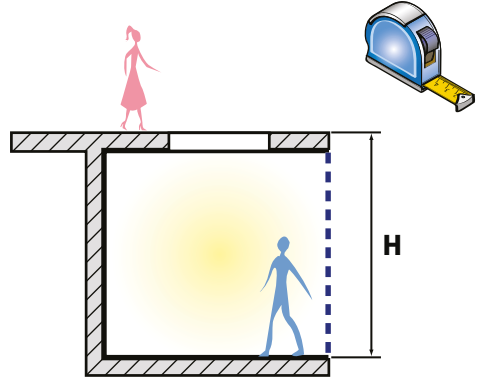


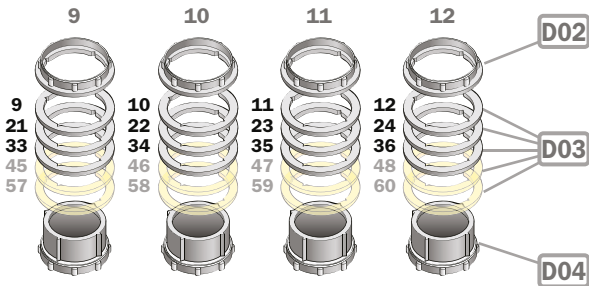
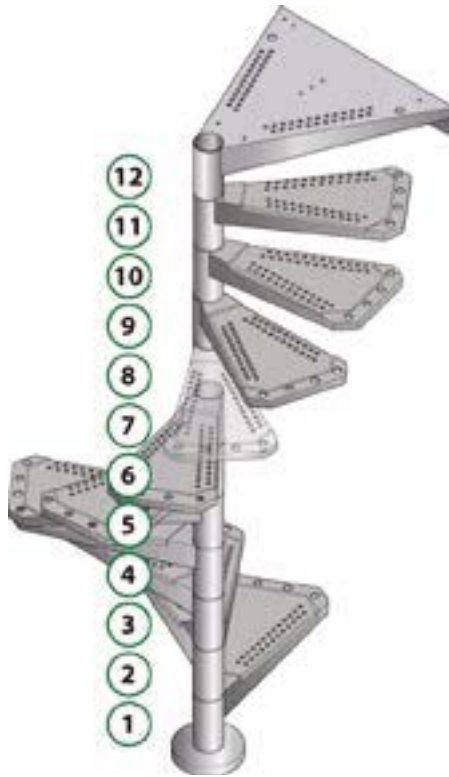
H cm	H inch	D02	D03	D04	D14
232	91 5/16"	11	1	10	1
233	91 3/4"	11	3	10	1
234	92 1/8"	11	5	10	1
235	92 1/2"	11	7	10	1
236	92 15/16"	11	9	10	1
237	93 3/16"	11	11	10	1
238	93 1/4"	11	13	10	1
239	94 1/8"	11	15	10	1
240	94 1/2"	11	17	10	1
241	94 7/8"	11	19	10	1
242	95 1/4"	11	21	10	1
243	95 11/16"	11	23	10	1
244	96 1/16"	11	25	10	1
245	96 7/16"	11	27	10	1
246	96 7/8"	11	29	10	1
247	97 1/4"	11	31	10	1
248	97 5/8"	11	33	10	1
249	98 1/16"	11	35	10	1
250	98 7/16"	11	37	10	1
251	98 13/16"	11	39	10	1
252	99 3/16"	11	41	10	1
253	99 9/8"	11	43	10	1
254	100 "	11	45	10	1
255	100 3/8"	11	47	10	1
256	100 13/16"	11	49	10	1
257	101 3/16"	11	51	10	1
258	101 9/16"	11	53	10	1
259	101 15/16"	11	55	10	1



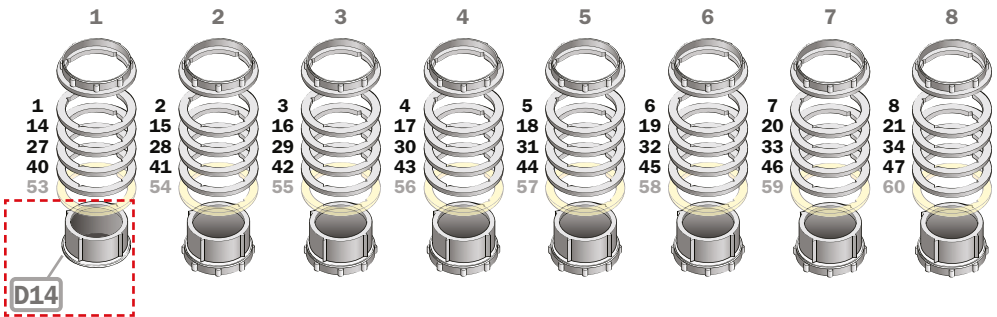
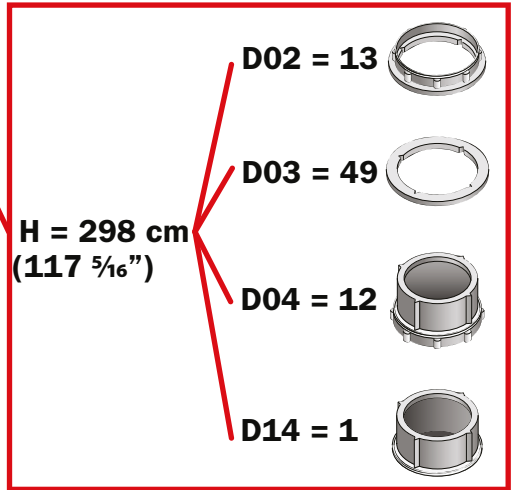
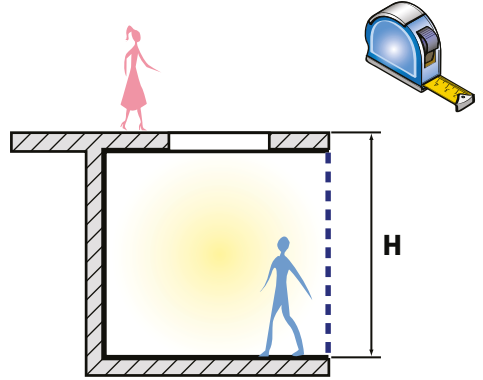


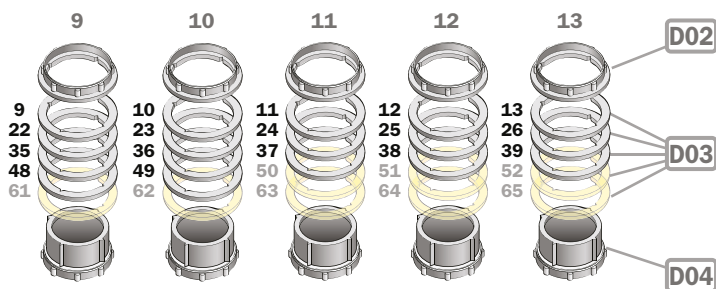

H cm	H inch	D02	D03	D04	D14
253	99 5/8"	12	0	11	1
254	100 "	12	2	11	1
255	100 3/8"	12	4	11	1
256	100 13/16"	12	6	11	1
257	101 3/16"	12	8	11	1
258	101 7/16"	12	10	11	1
259	101 15/16"	12	12	11	1
260	102 3/8"	12	14	11	1
261	102 3/4"	12	16	11	1
262	103 1/8"	12	18	11	1
263	103 5/16"	12	20	11	1
264	103 15/16"	12	22	11	1
265	104 5/16"	12	24	11	1
266	104 3/4"	12	26	11	1
267	105 1/8"	12	28	11	1
268	105 1/2"	12	30	11	1
269	105 7/8"	12	32	11	1
270	106 3/16"	12	34	11	1
271	106 11/16"	12	36	11	1
272	107 1/16"	12	38	11	1
273	107 1/2"	12	40	11	1
274	107 7/8"	12	42	11	1
275	108 1/4"	12	44	11	1
276	108 11/16"	12	46	11	1
277	109 1/16"	12	48	11	1
278	109 7/16"	12	50	11	1
279	109 13/16"	12	52	11	1
280	110 1/4"	12	54	11	1
281	110 3/8"	12	56	11	1
282	111 "	12	58	11	1
283	111 7/16"	12	60	11	1



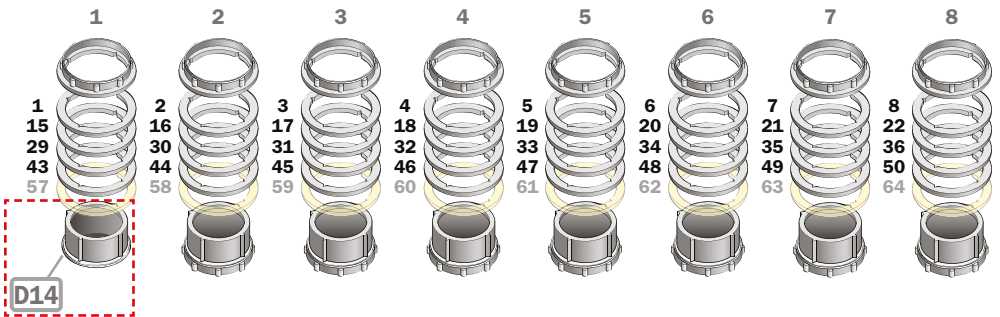
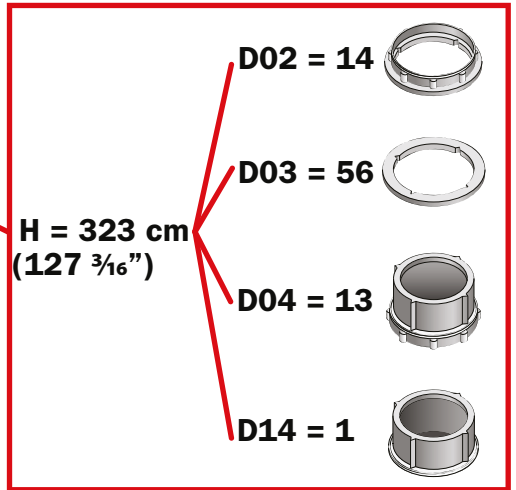
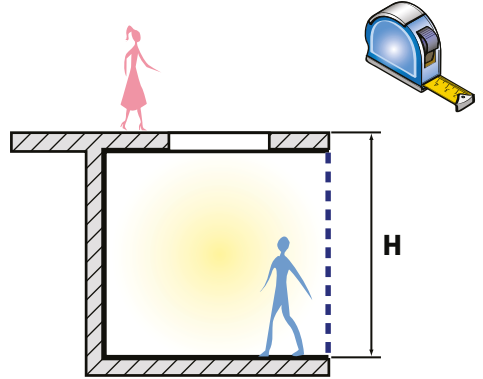


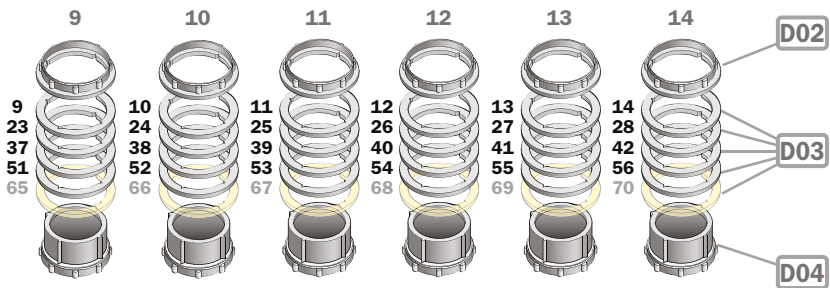
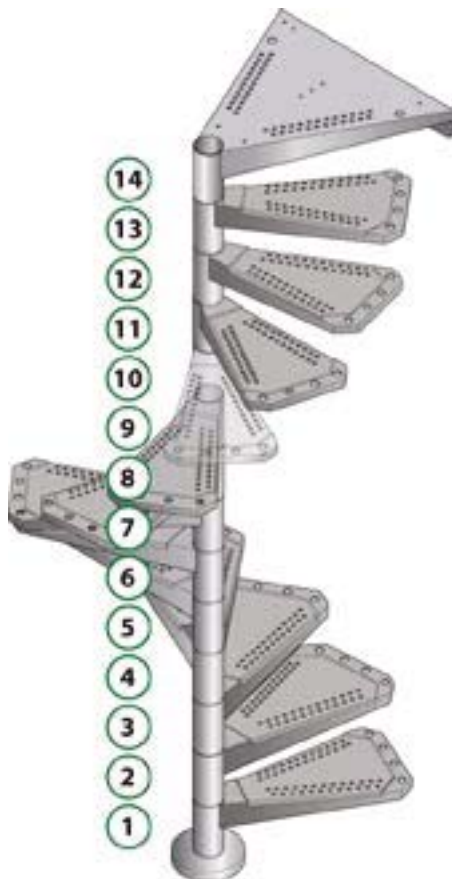
H cm	H inch	D02	D03	D04	D14
274	107 7/8"	13	1	12	1
275	108 1/4"	13	3	12	1
276	108 1/16"	13	5	12	1
277	109 1/16"	13	7	12	1
278	109 3/16"	13	9	12	1
279	109 5/16"	13	11	12	1
280	110 1/4"	13	13	12	1
281	110 3/8"	13	15	12	1
282	111 "	13	17	12	1
283	111 7/16"	13	19	12	1
284	111 13/16"	13	21	12	1
285	112 3/8"	13	23	12	1
286	112 5/8"	13	25	12	1
287	113 "	13	27	12	1
288	113 3/8"	13	29	12	1
289	113 3/4"	13	31	12	1
290	114 3/16"	13	33	12	1
291	114 9/16"	13	35	12	1
292	114 15/16"	13	37	12	1
293	115 3/8"	13	39	12	1
294	115 3/4"	13	41	12	1
295	116 1/8"	13	43	12	1
296	116 9/16"	13	45	12	1
297	116 15/16"	13	47	12	1
298	117 5/16"	13	49	12	1
299	117 11/16"	13	51	12	1
300	118 1/8"	13	53	12	1
301	118 1/2"	13	55	12	1
302	118 7/8"	13	57	12	1
303	119 3/16"	13	59	12	1
304	119 1/16"	13	61	12	1
305	120 1/16"	13	63	12	1
306	120 1/2"	13	65	12	1



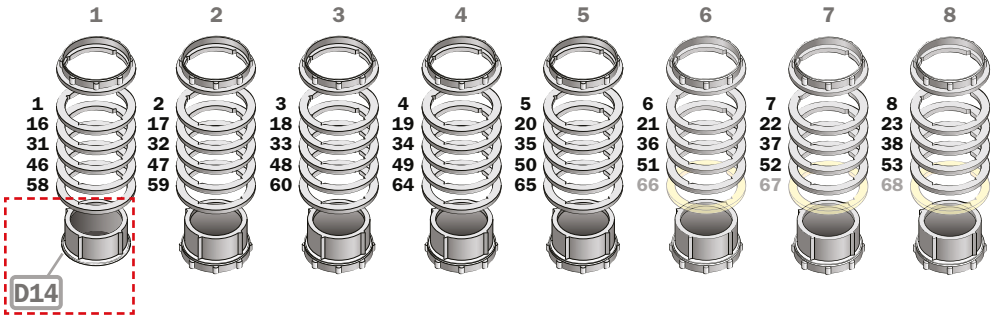
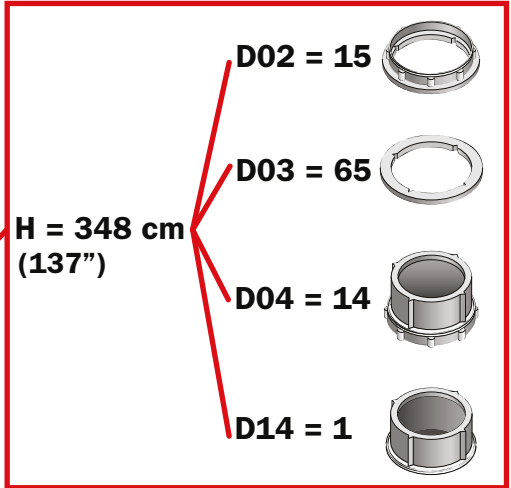
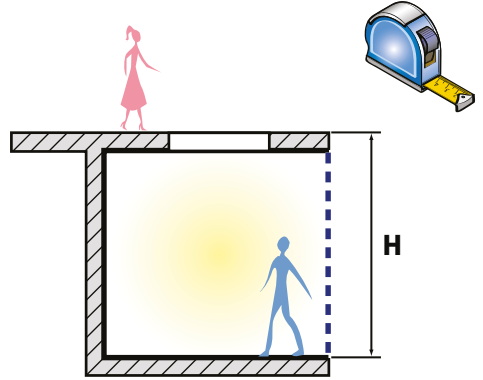


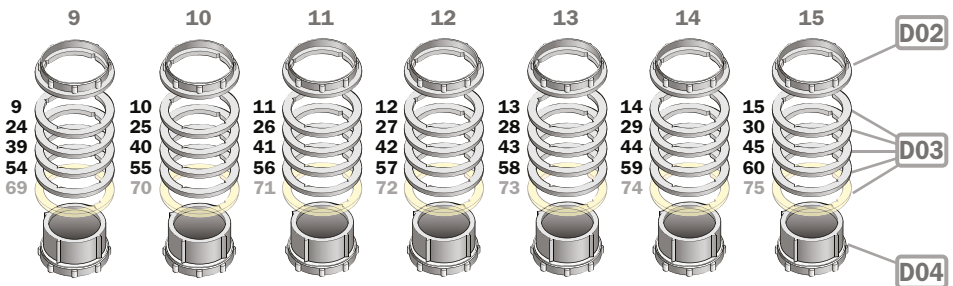

H cm	H inch	D02	D03	D04	D14
295	116 1/8"	14	0	13	1
296	116 1/16"	14	2	13	1
297	116 1/4"	14	4	13	1
298	117 1/8"	14	6	13	1
299	117 1/4"	14	8	13	1
300	118 1/8"	14	10	13	1
301	118 1/2"	14	12	13	1
302	118 3/4"	14	14	13	1
303	119 1/8"	14	16	13	1
304	119 1/4"	14	18	13	1
305	120 1/8"	14	20	13	1
306	120 1/2"	14	22	13	1
307	120 3/4"	14	24	13	1
308	121 1/4"	14	26	13	1
309	121 3/8"	14	28	13	1
310	122 1/8"	14	30	13	1
311	122 1/4"	14	32	13	1
312	122 3/8"	14	34	13	1
313	123 1/4"	14	36	13	1
314	123 3/8"	14	38	13	1
315	124 "	14	40	13	1
316	124 1/16"	14	42	13	1
317	124 1/4"	14	44	13	1
318	125 1/8"	14	46	13	1
319	125 1/4"	14	48	13	1
320	126 "	14	50	13	1
321	126 1/8"	14	52	13	1
322	126 3/8"	14	54	13	1
323	127 1/8"	14	56	13	1
324	127 1/4"	14	58	13	1
325	127 3/8"	14	60	13	1
326	128 1/8"	14	62	13	1
327	128 1/4"	14	64	13	1
328	129 1/8"	14	66	13	1
329	129 1/2"	14	68	13	1
330	129 3/4"	14	70	13	1



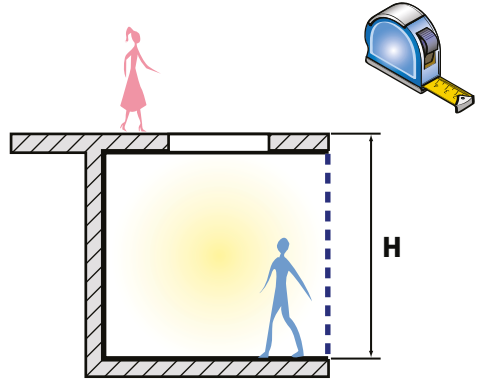


H cm	H inch	D02	D03	D04	D14
316	124 7/16"	15	1	14	1
317	124 13/16"	15	3	14	1
318	125 3/16"	15	5	14	1
319	125 9/16"	15	7	14	1
320	126 "	15	9	14	1
321	126 3/8"	15	11	14	1
322	126 3/4"	15	13	14	1
323	127 3/16"	15	15	14	1
324	127 9/16"	15	17	14	1
325	127 15/16"	15	19	14	1
326	128 3/8"	15	21	14	1
327	128 3/4"	15	23	14	1
328	129 1/8"	15	25	14	1
329	129 1/2"	15	27	14	1
330	129 15/16"	15	29	14	1
331	130 3/16"	15	31	14	1
332	130 11/16"	15	33	14	1
333	131 1/8"	15	35	14	1
334	131 1/2"	15	37	14	1
335	131 7/8"	15	39	14	1
336	132 5/16"	15	41	14	1
337	132 11/16"	15	43	14	1
338	133 1/16"	15	45	14	1
339	133 7/16"	15	47	14	1
340	133 7/8"	15	49	14	1
341	134 1/4"	15	51	14	1
342	134 3/8"	15	53	14	1
343	135 19/16"	15	55	14	1
344	135 7/16"	15	57	14	1
345	135 13/16"	15	59	14	1
346	136 1/4"	15	61	14	1
347	136 5/8"	15	63	14	1
348	137 "	15	65	14	1
349	137 3/8"	15	67	14	1
350	137 13/16"	15	69	14	1
351	138 3/16"	15	71	14	1
352	138 9/16"	15	73	14	1
353	139 "	15	75	14	1



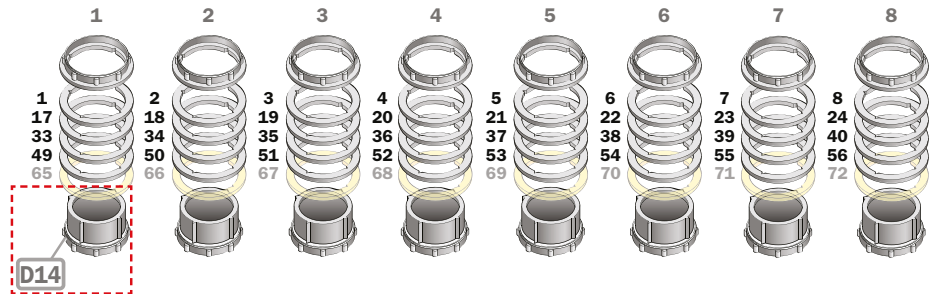


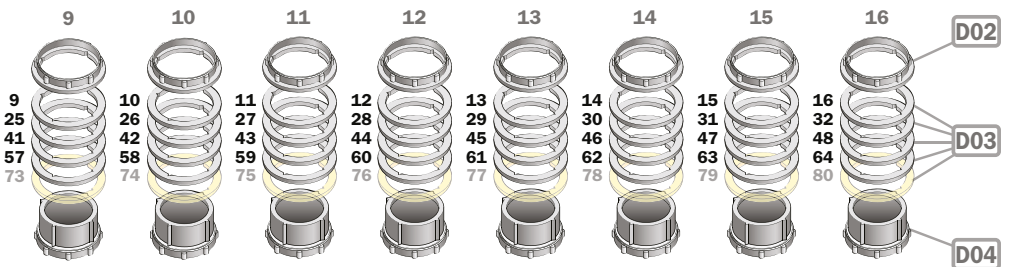
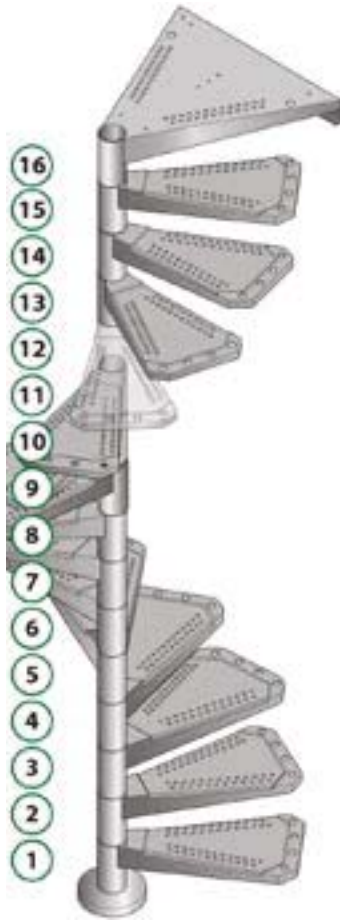
H cm	H inch	D02	D03	D04	D14
337	132 1/16"	16	0	15	1
338	133 1/16"	16	2	15	1
339	133 7/16"	16	4	15	1
340	133 7/8"	16	6	15	1
341	134 1/4"	16	8	15	1
342	134 5/8"	16	10	15	1
343	135 1/16"	16	12	15	1
344	135 7/16"	16	14	15	1
345	135 13/16"	16	16	15	1
346	136 1/4"	16	18	15	1
347	136 5/8"	16	20	15	1
348	137 "	16	22	15	1
349	137 3/8"	16	24	15	1
350	137 13/16"	16	26	15	1
351	138 3/16"	16	28	15	1
352	138 9/16"	16	30	15	1
353	139 "	16	32	15	1
354	139 3/8"	16	34	15	1
355	139 3/4"	16	36	15	1
356	140 3/16"	16	38	15	1
357	140 9/16"	16	40	15	1
358	140 13/16"	16	42	15	1
359	141 5/16"	16	44	15	1
360	141 3/4"	16	46	15	1
361	142 1/8"	16	48	15	1
362	142 1/2"	16	50	15	1
363	142 13/16"	16	52	15	1
364	143 5/16"	16	54	15	1
365	143 11/16"	16	56	15	1
366	144 1/8"	16	58	15	1
367	144 1/2"	16	60	15	1
368	144 7/8"	16	62	15	1
369	145 1/4"	16	64	15	1
370	145 11/16"	16	66	15	1
371	146 1/16"	16	68	15	1
372	146 7/16"	16	70	15	1
373	146 7/8"	16	72	15	1
374	147 1/4"	16	74	15	1
375	147 5/8"	16	76	15	1
376	148 1/16"	16	78	15	1
377	148 7/16"	16	80	15	1

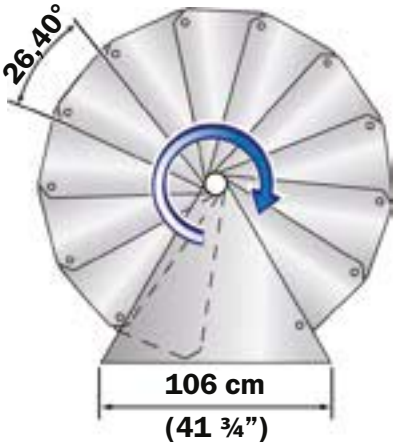


H = 369 cm (145 1/4")

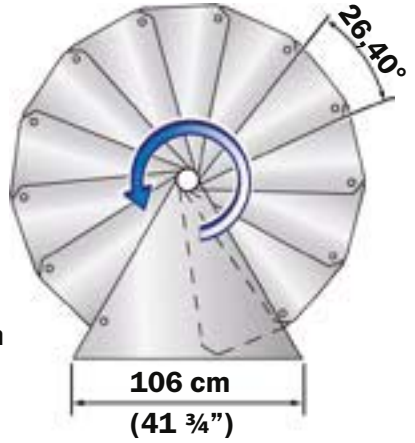
- D02 = 16
- D03 = 64
- D04 = 15
- D14 = 1



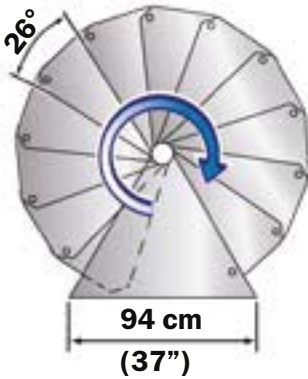




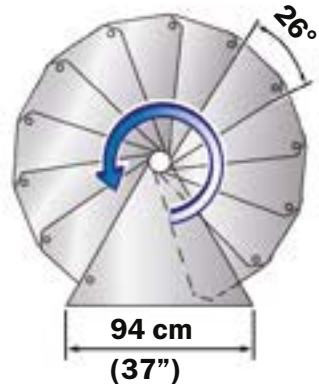
Ø 160 cm
(D 63")



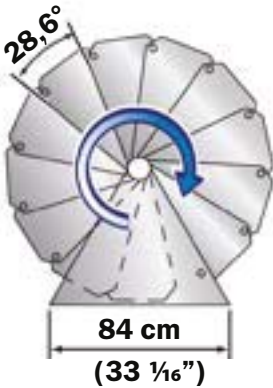
106 cm
(41 3/4")



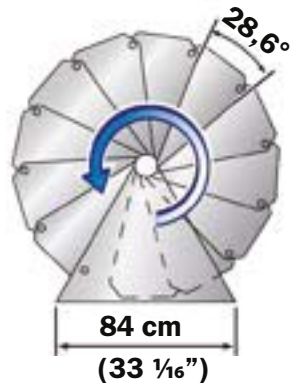
Ø 140 cm
(D 55 1/8")



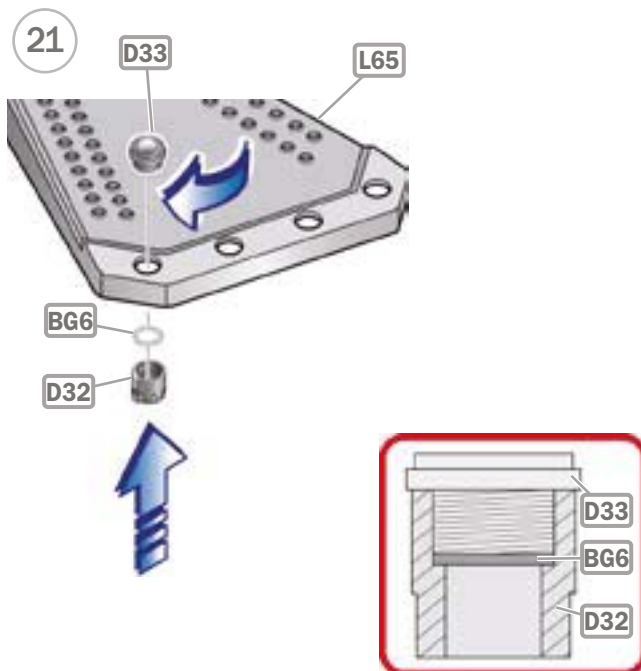
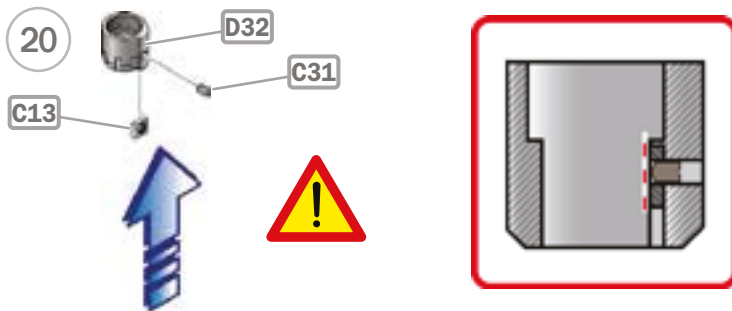
94 cm
(37")

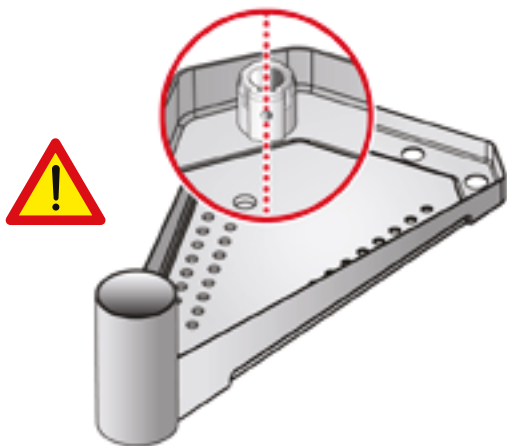


Ø 120 cm
(D 47 1/4")

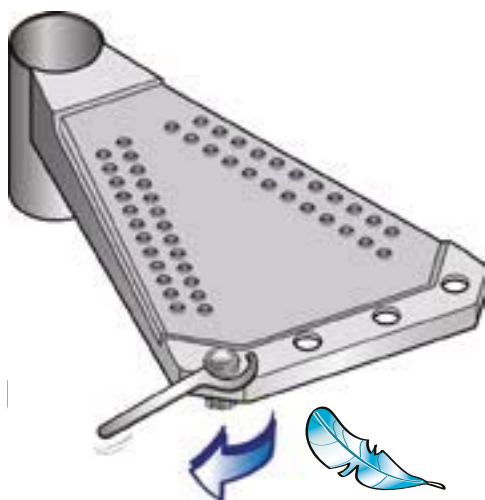


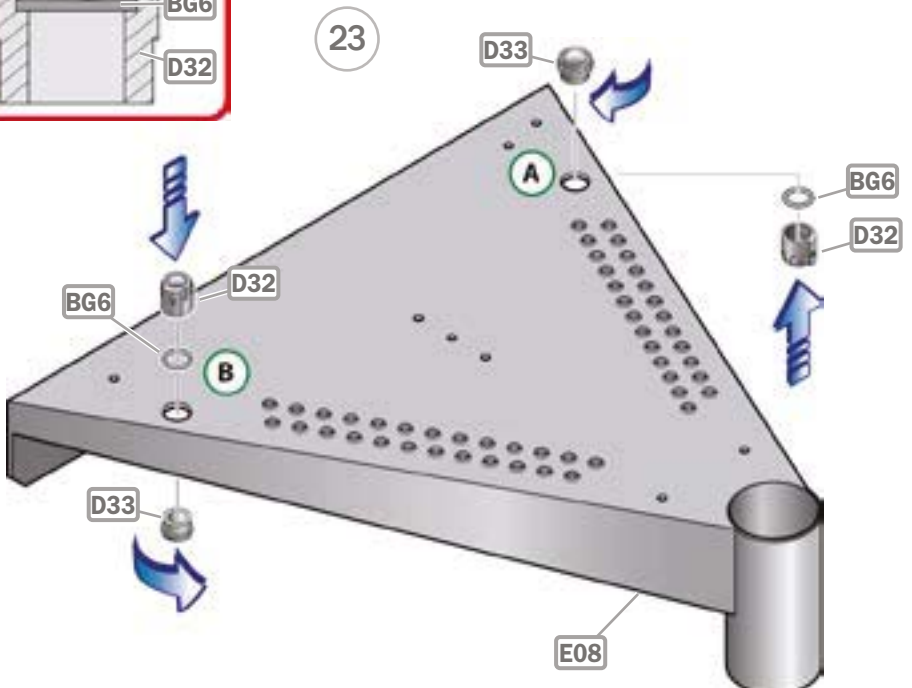
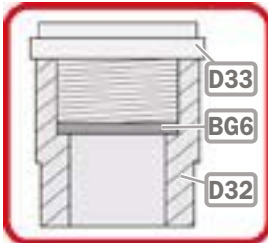
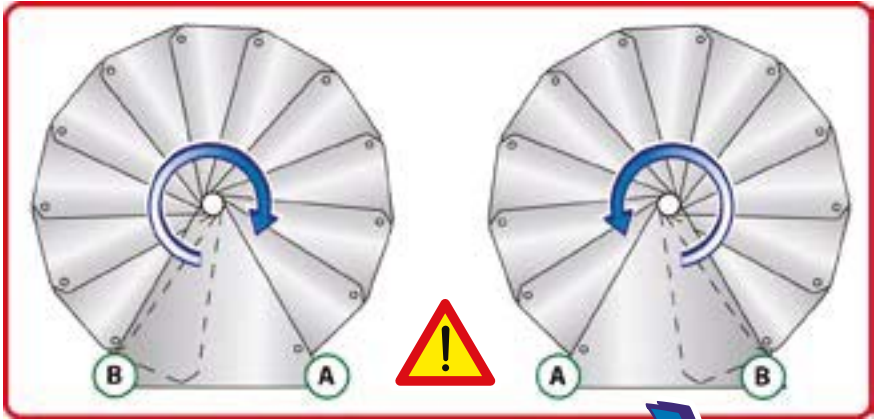
84 cm
(33 1/16")

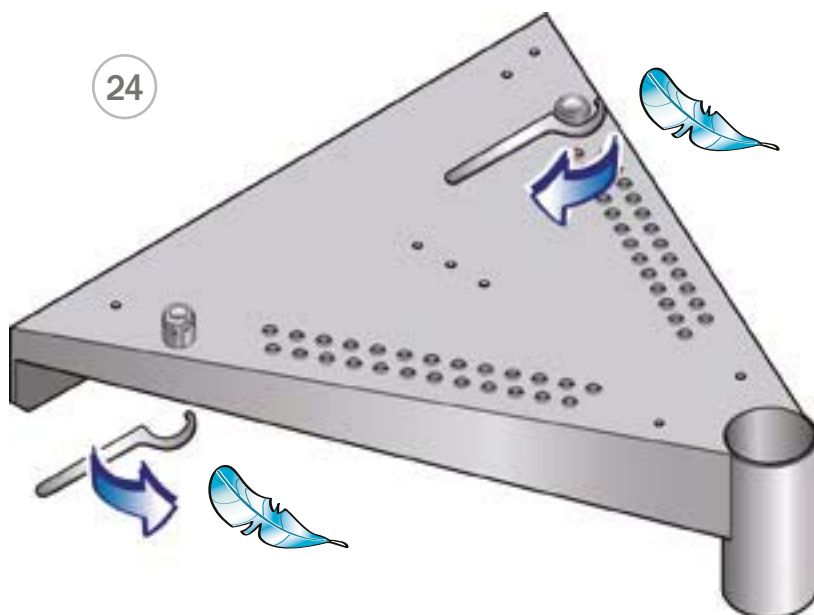
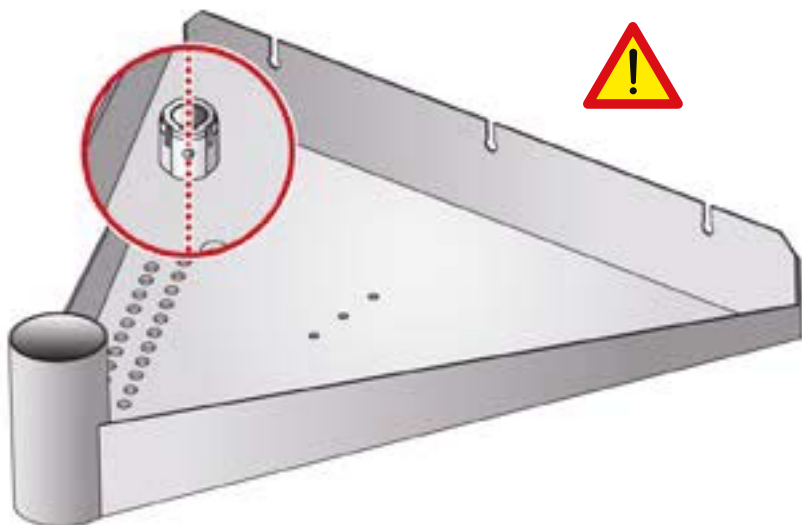


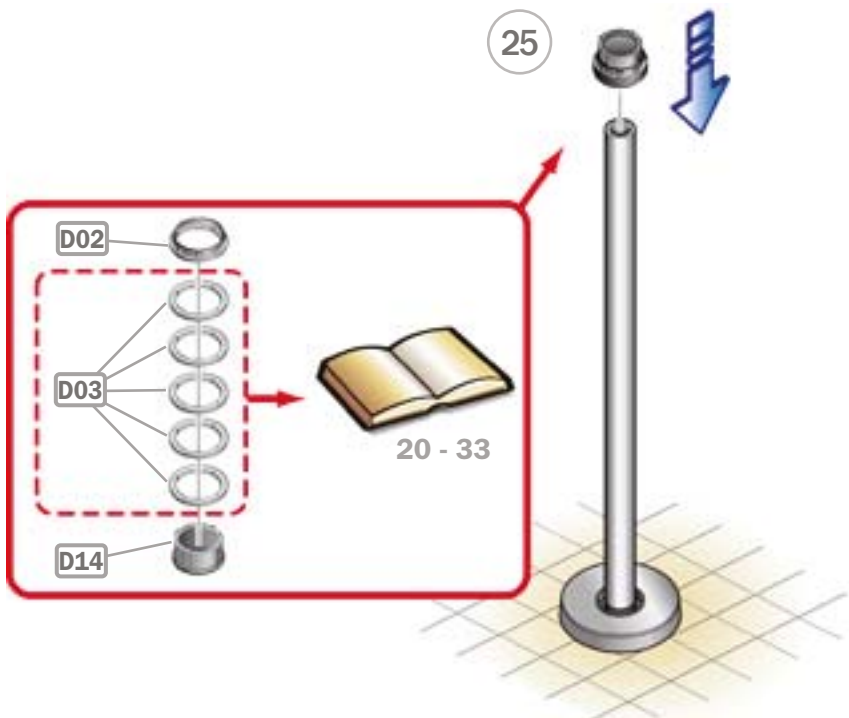


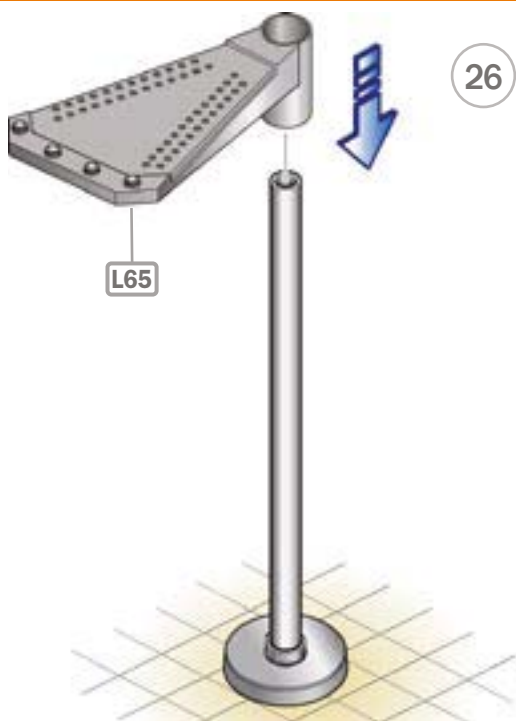
22





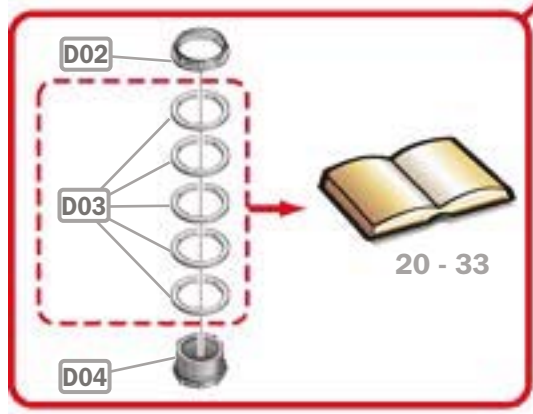




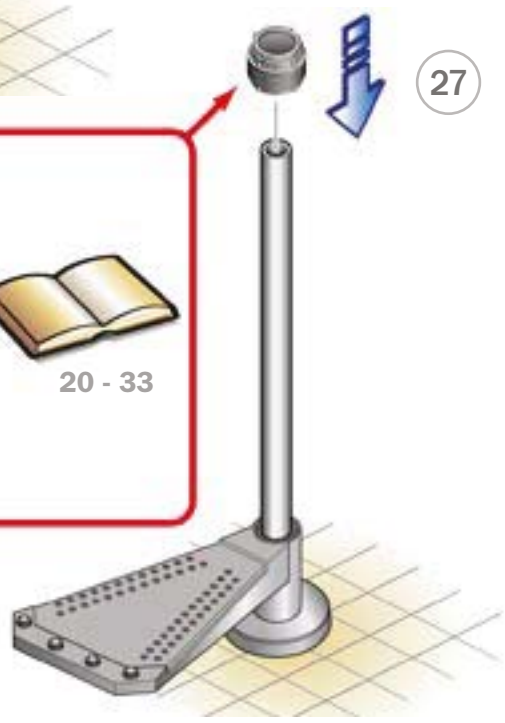


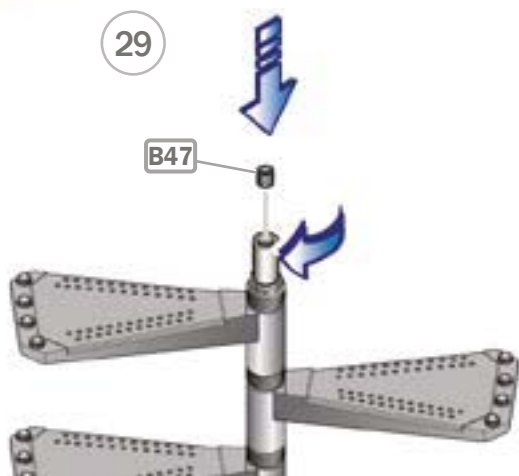
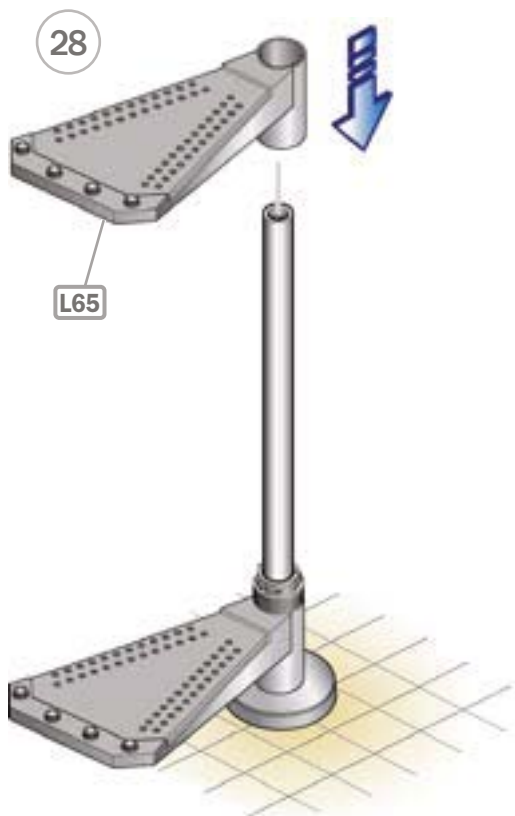
26

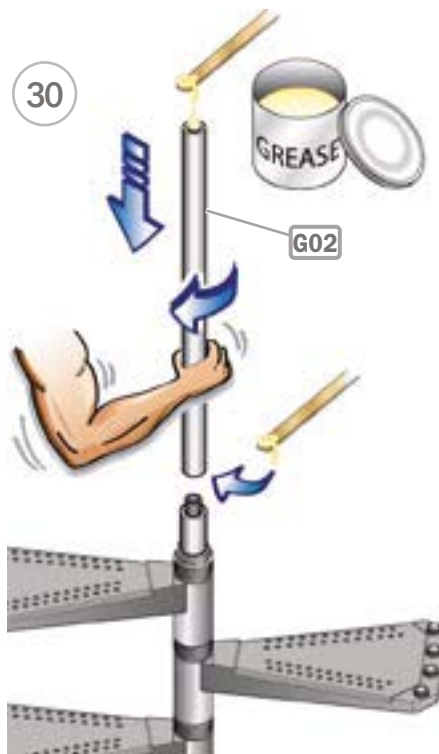
L65

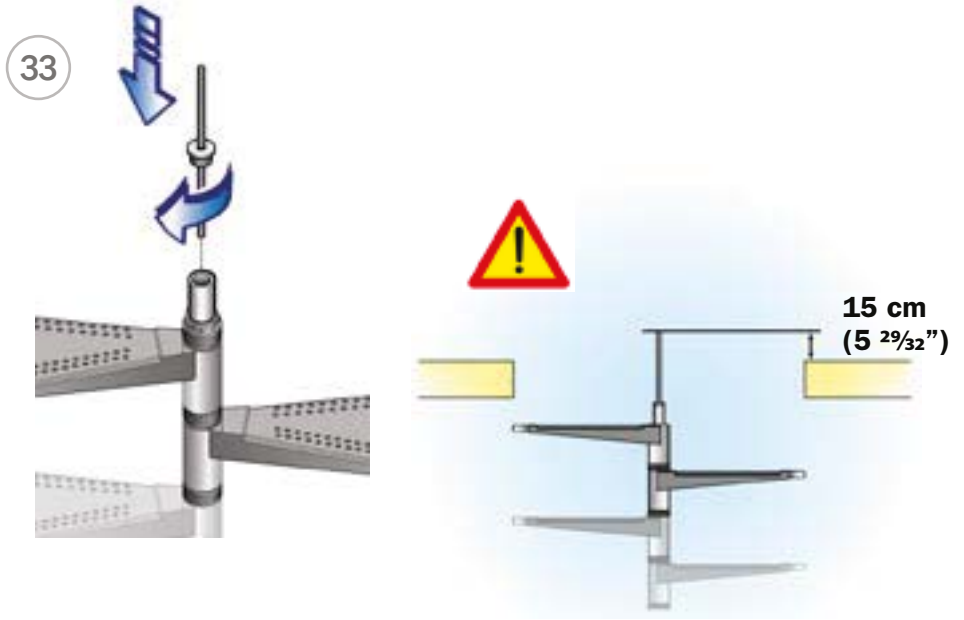
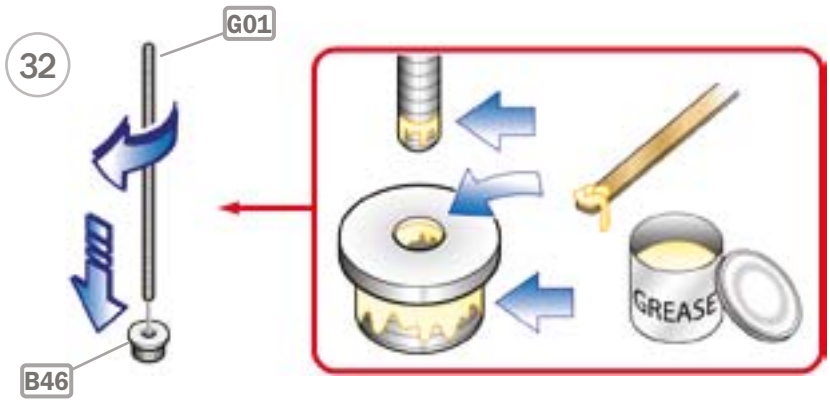


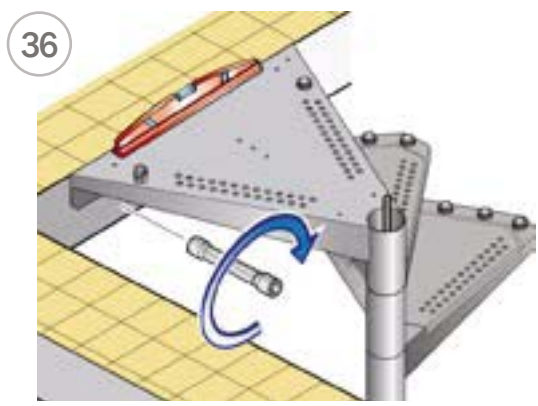
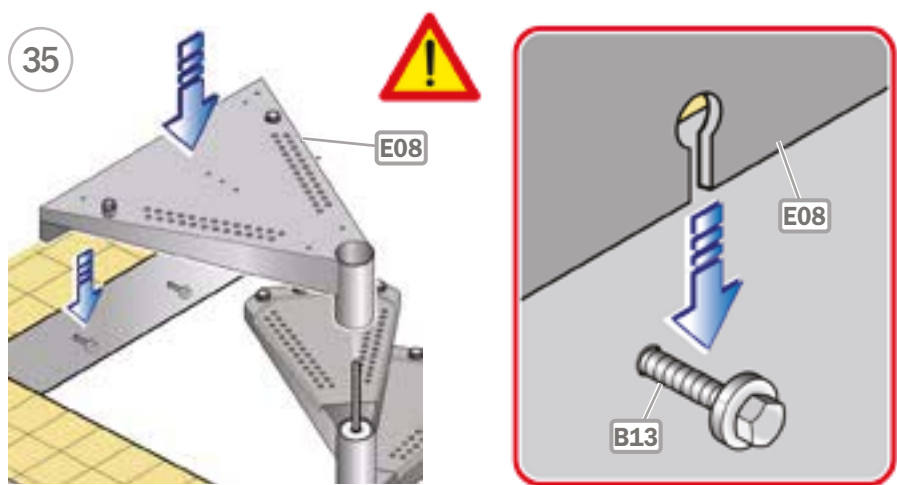
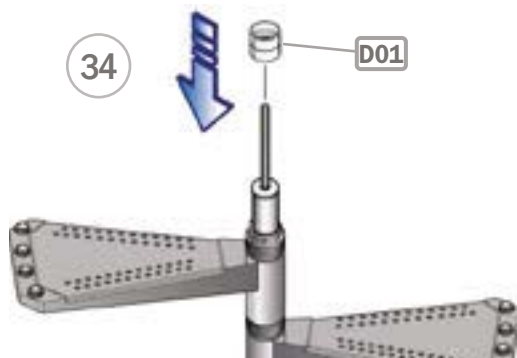
27



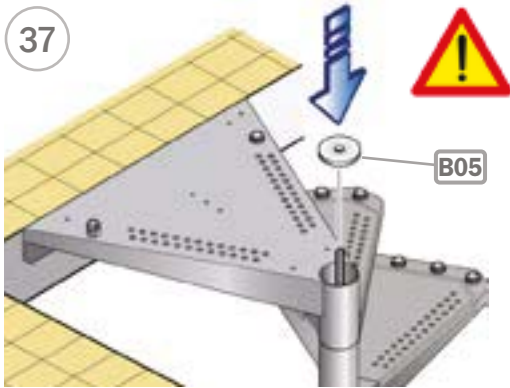




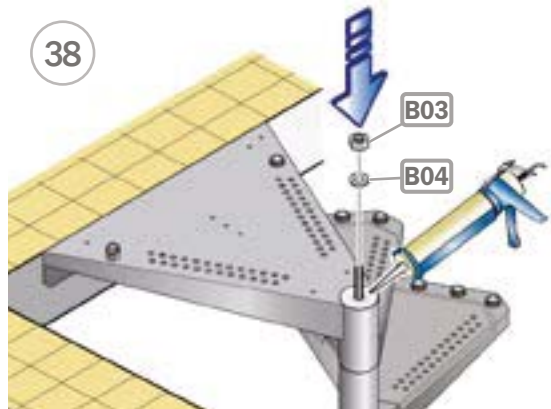




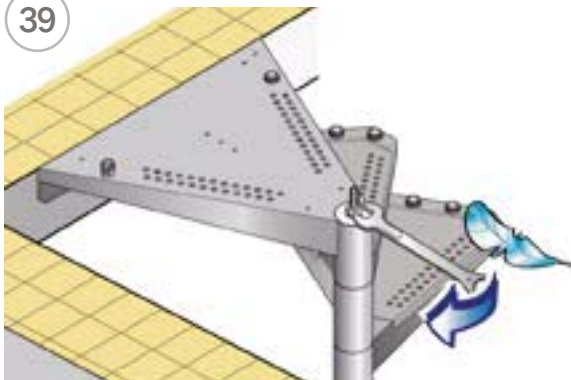
37



38



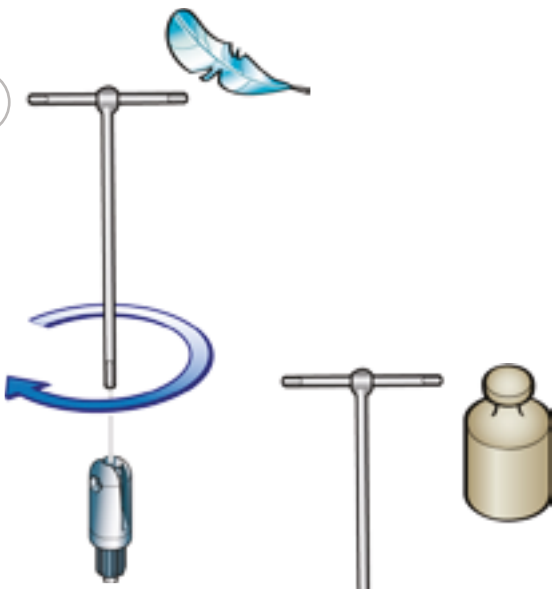
39



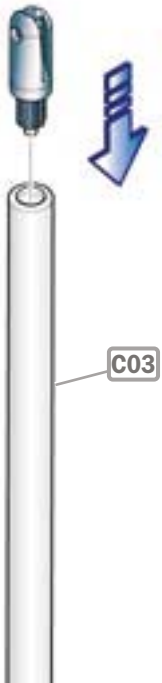
40



41

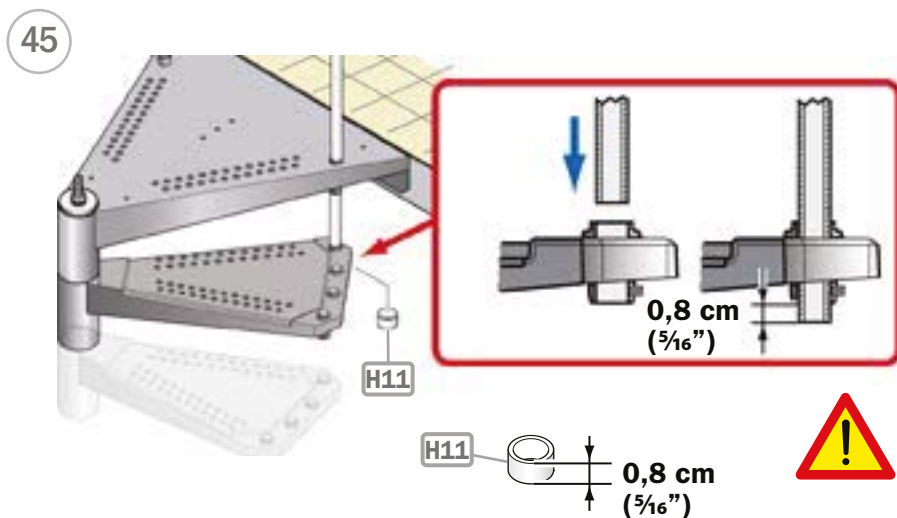



42

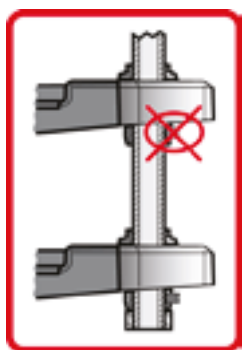
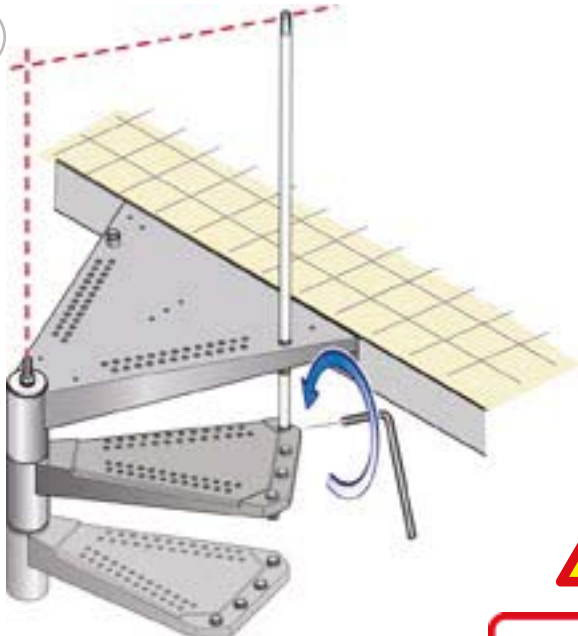


43

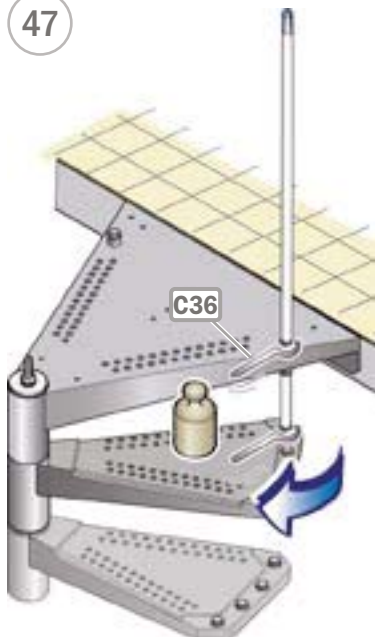




46

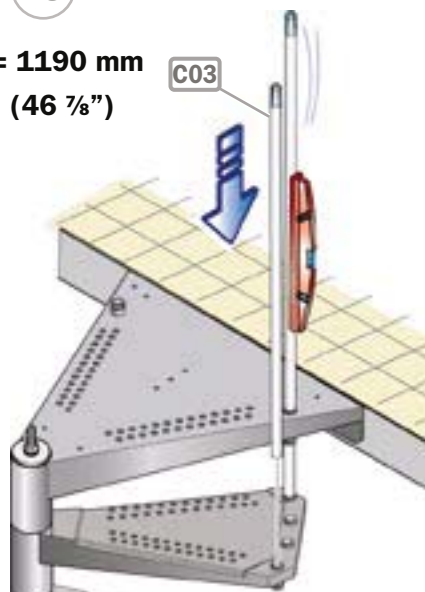


47

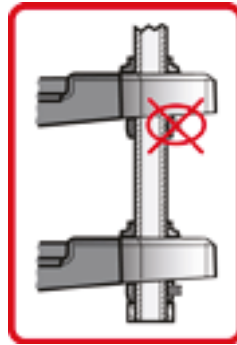
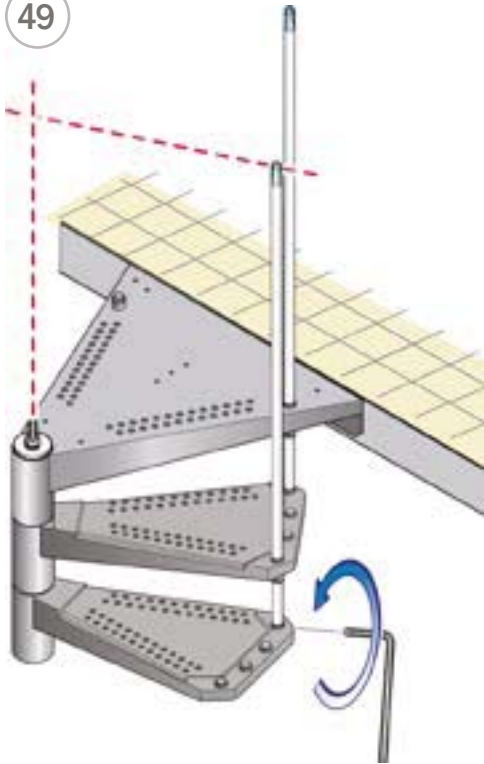


48

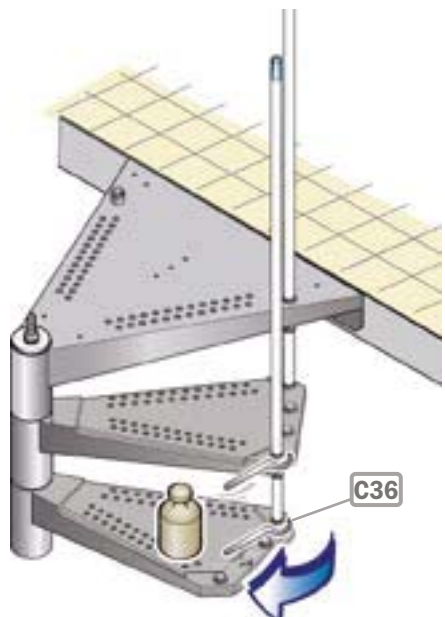
H = 1190 mm
(46 7/8")



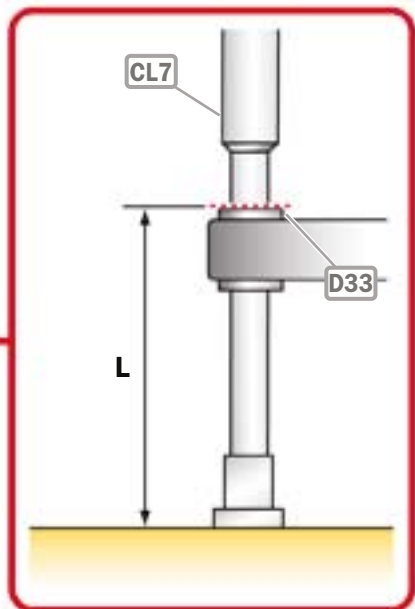
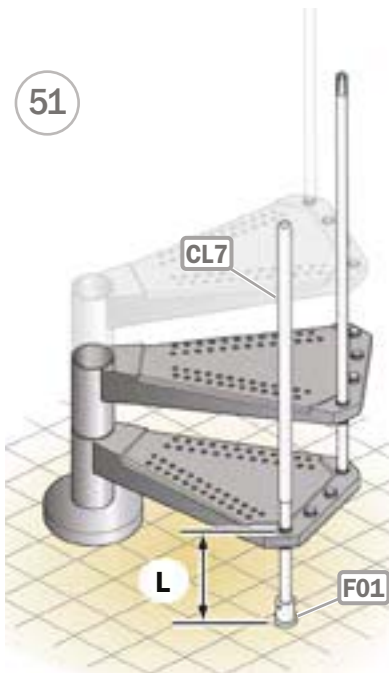
49



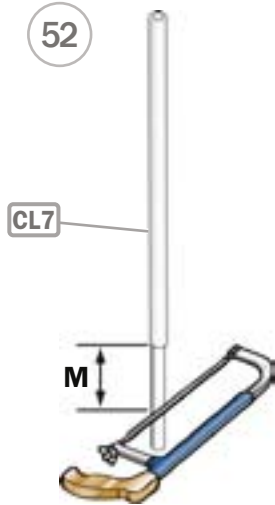
50



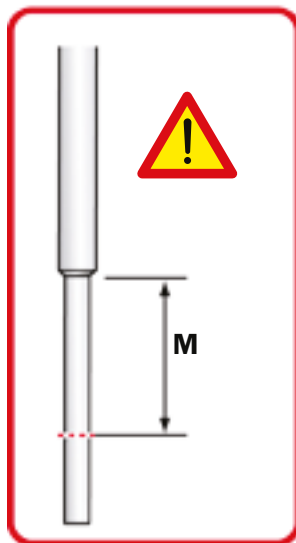
51



52



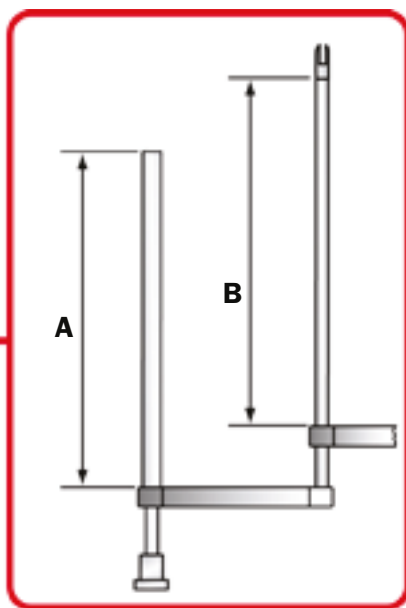
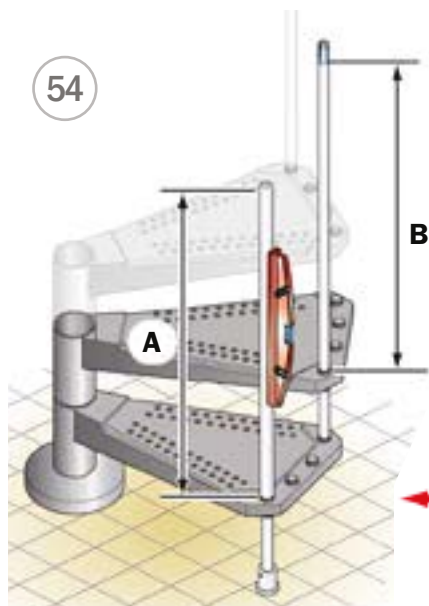
$M = L - 5 \text{ mm}$
 $M = L - 13/64''$



53

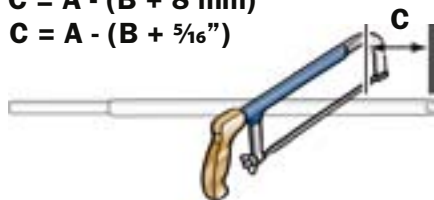


54



55

$$C = A - (B + 8 \text{ mm})$$
$$C = A - (B + \frac{5}{16} \text{''})$$



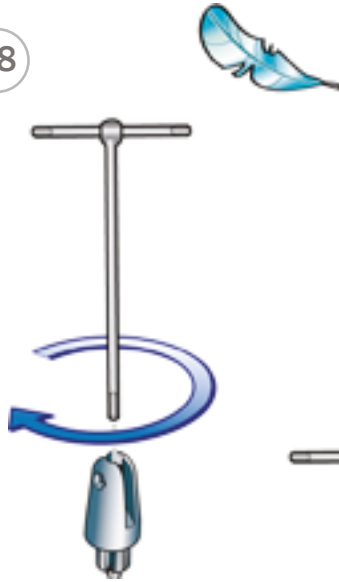
56



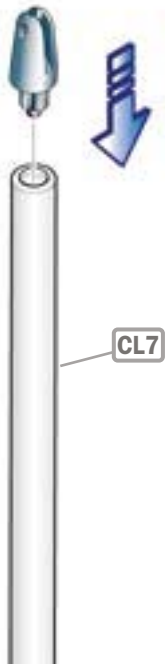
57



58

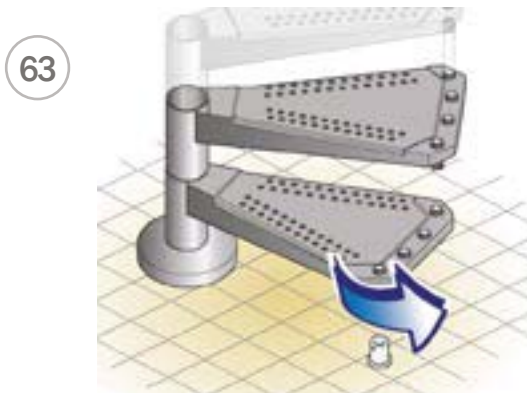
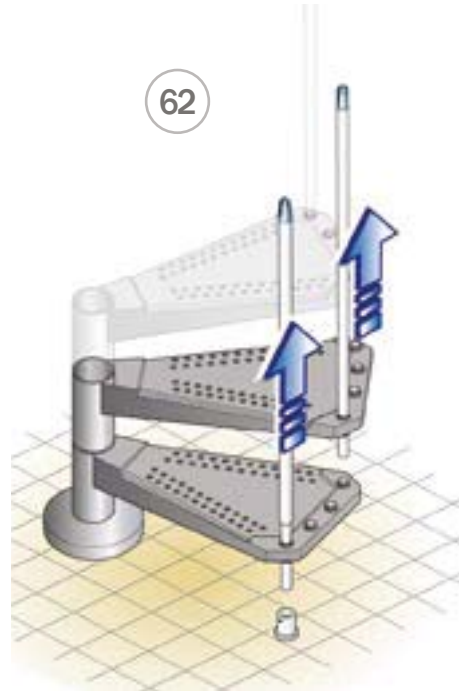
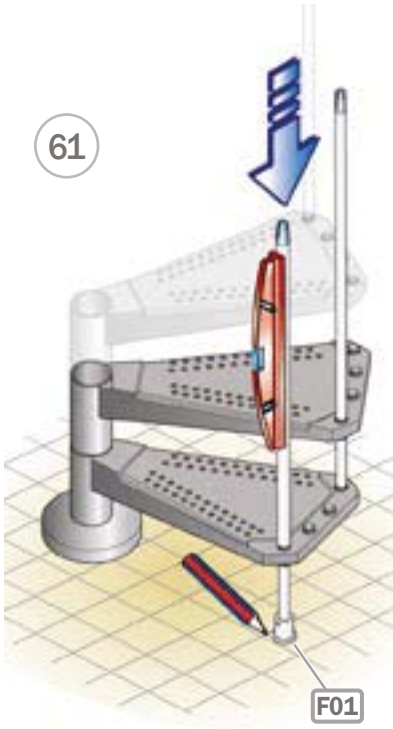


59

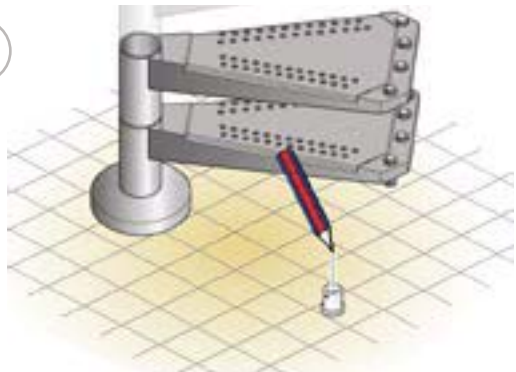


60

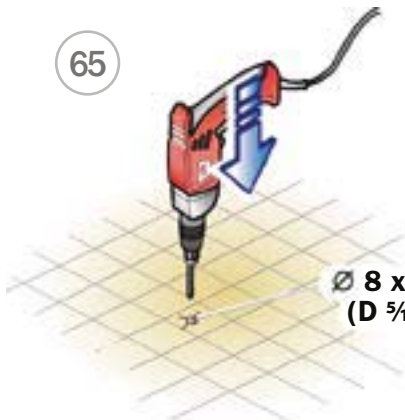




64

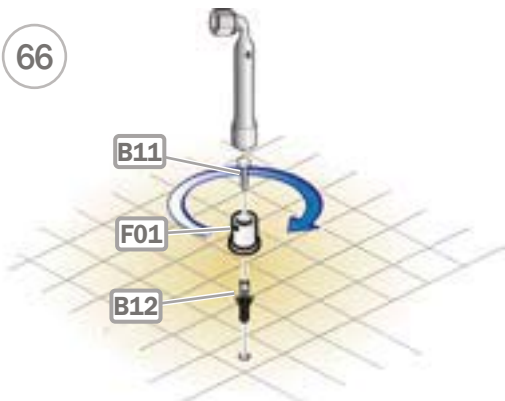


65

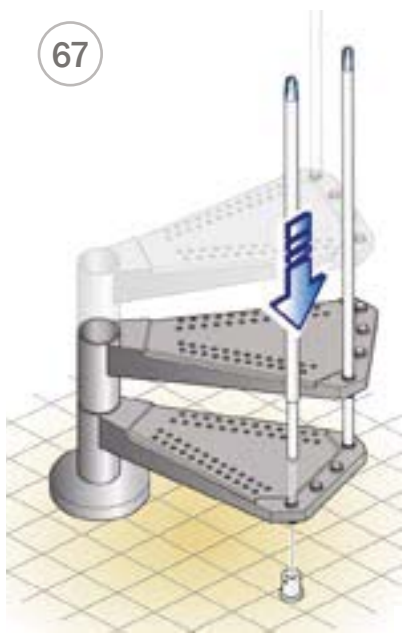


Ø 8 x 50 mm
(D 5/16" x 1 3/32")

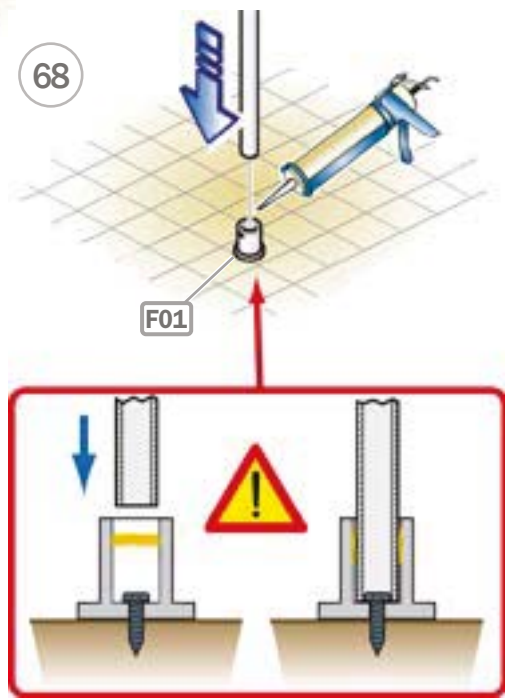
66

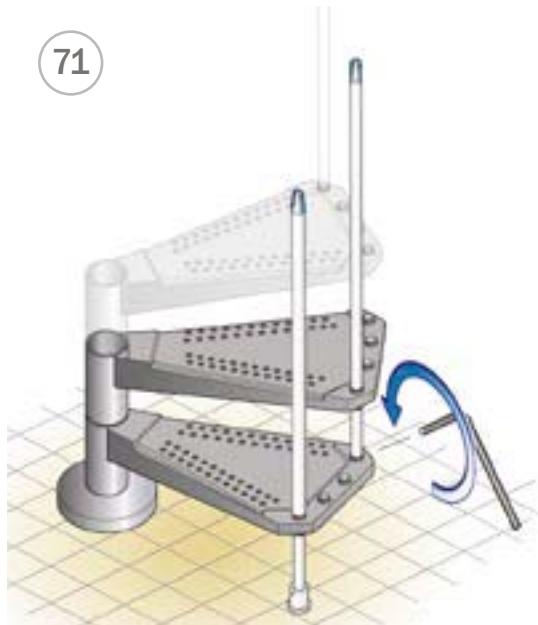
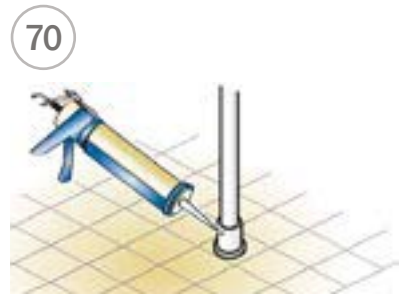
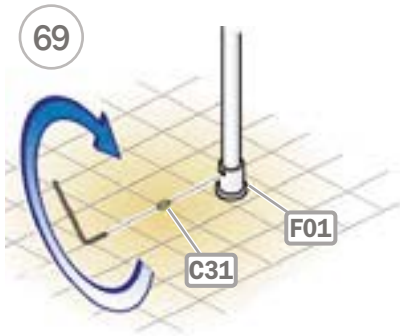


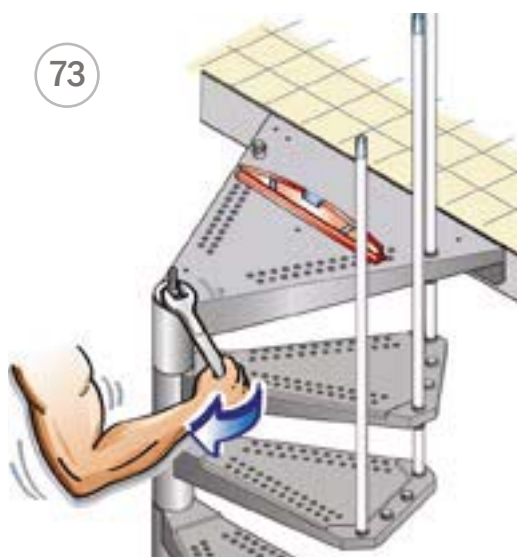
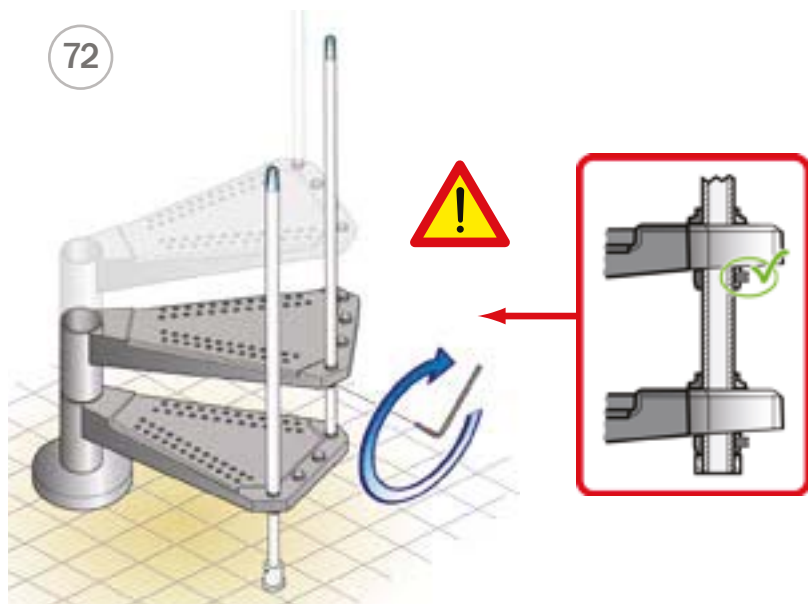
67

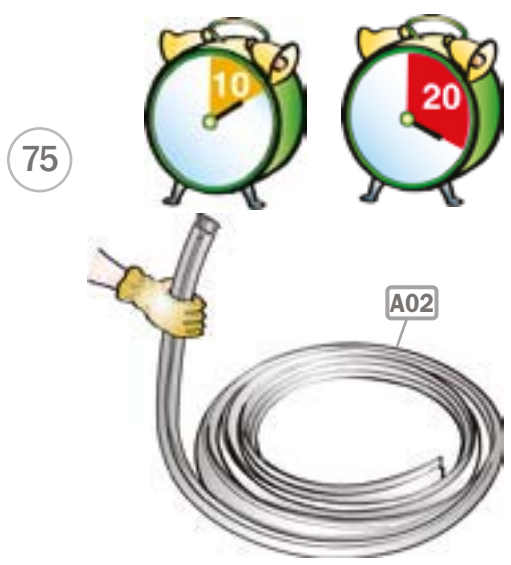
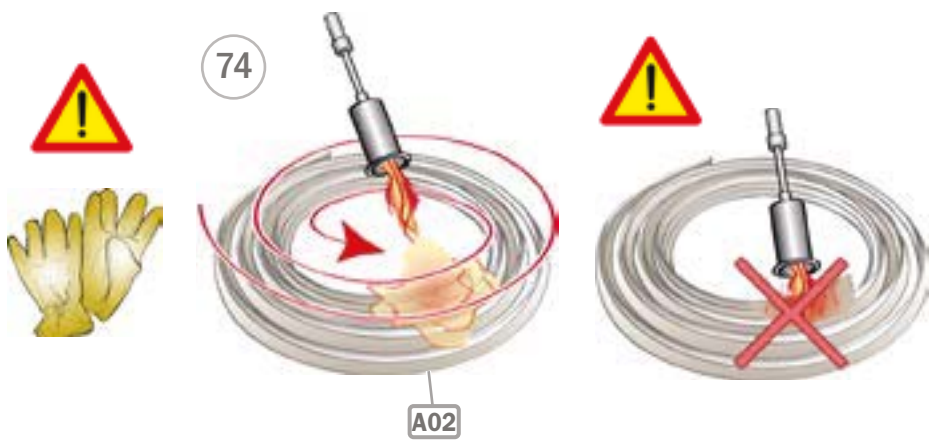


68

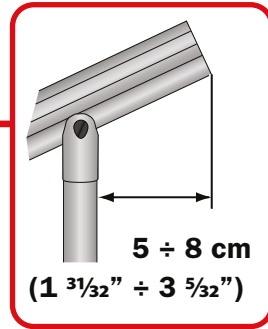
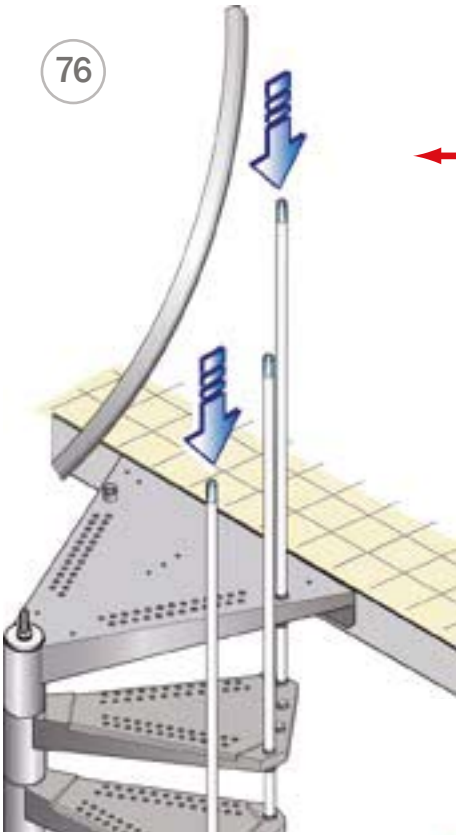




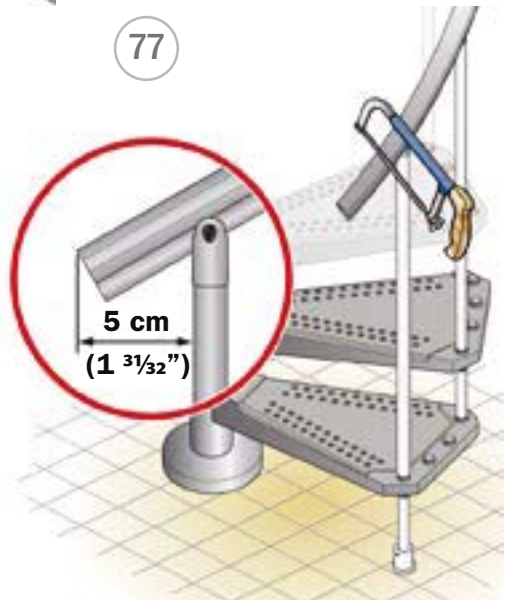




76

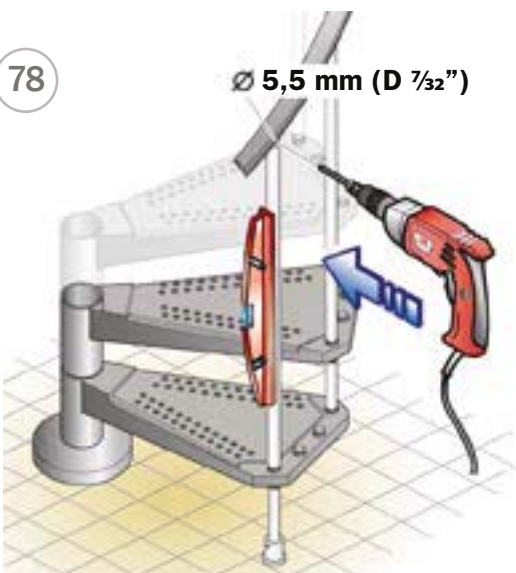


77



78

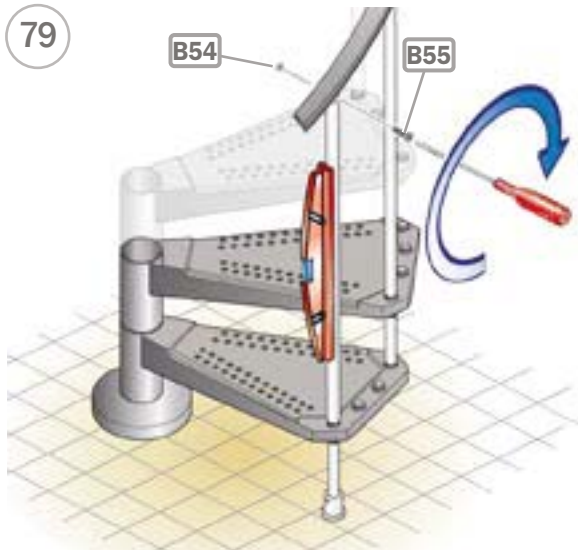
Ø 5,5 mm (D 7/32")



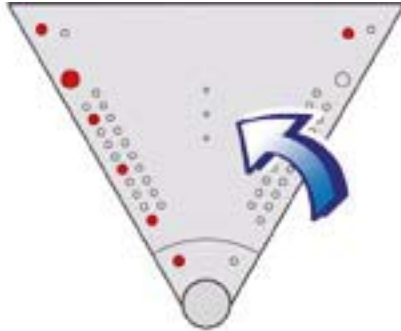
79

B54

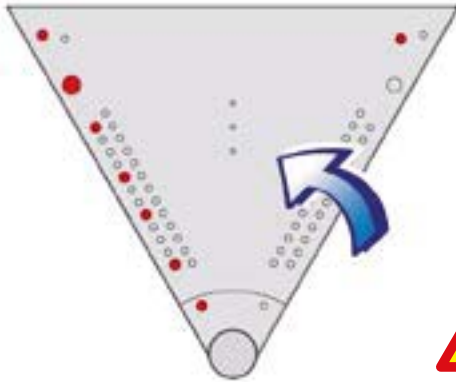
B55



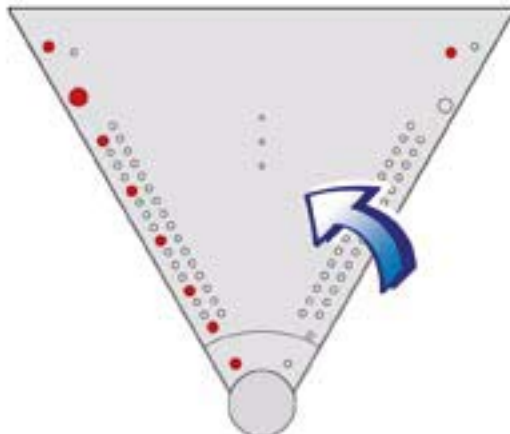
Ø 120 cm (D 47 ¼")



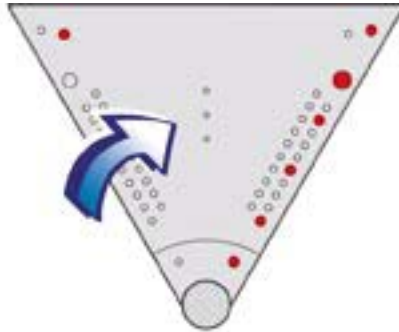
Ø 140 cm (D 55 ⅛")



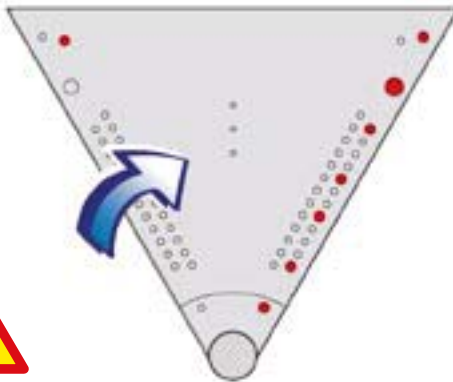
Ø 160 cm (D 63")



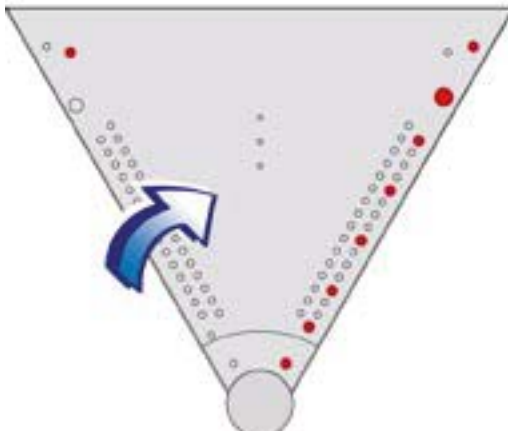
Ø 120 cm (D 47 ¼")



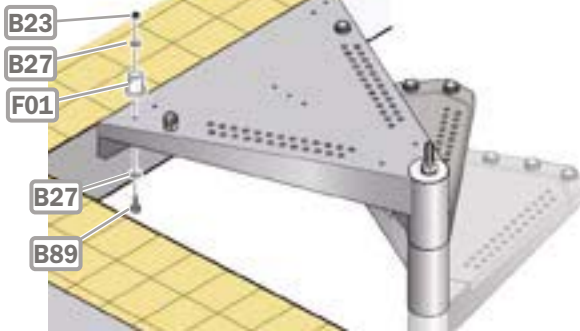
Ø 140 cm (D 55 ½")



Ø 160 cm (D 63")



80

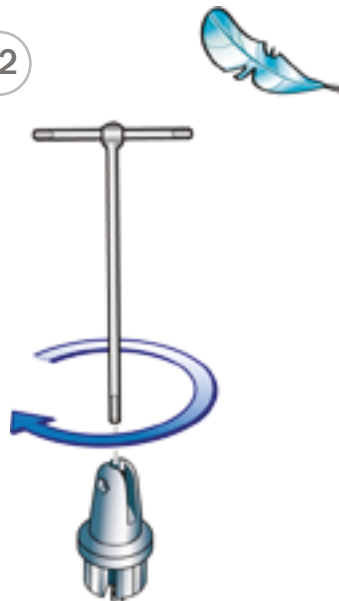


62-63

81



82



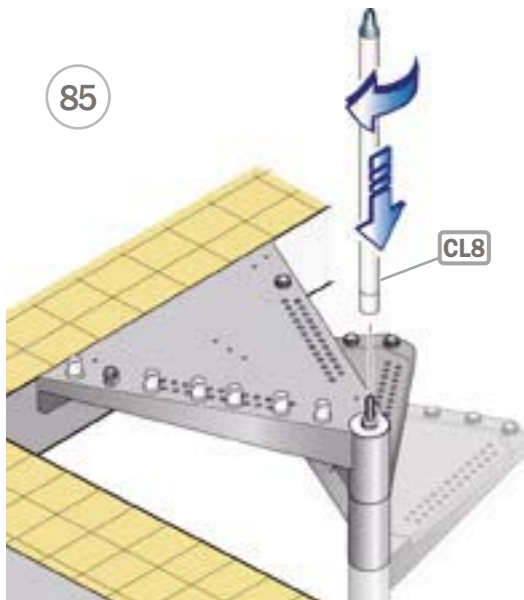
83



84

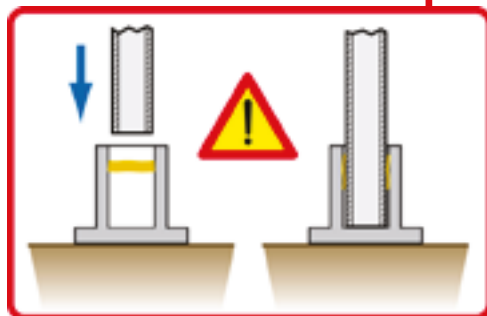
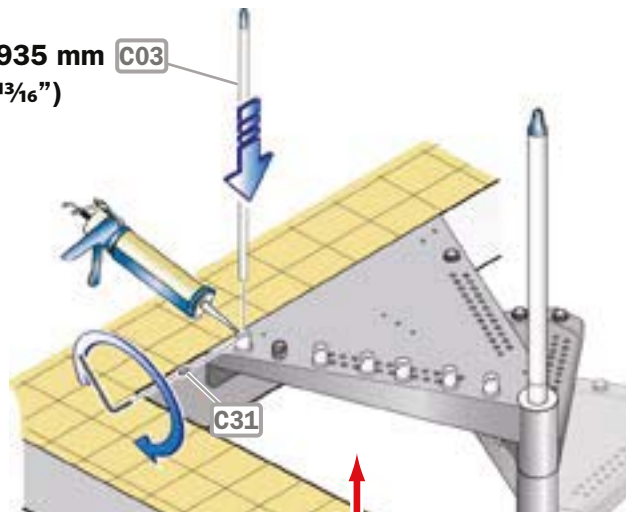


85

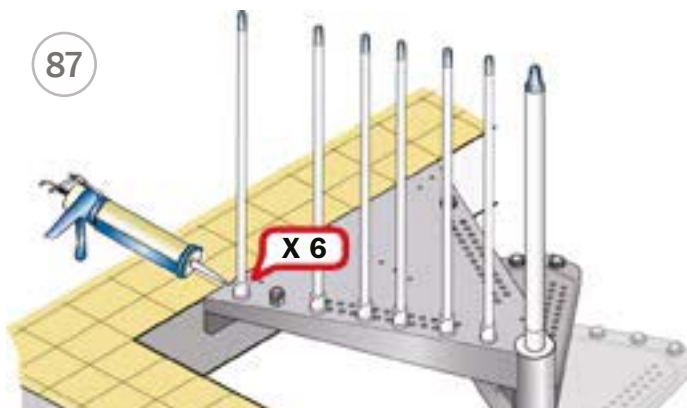


86

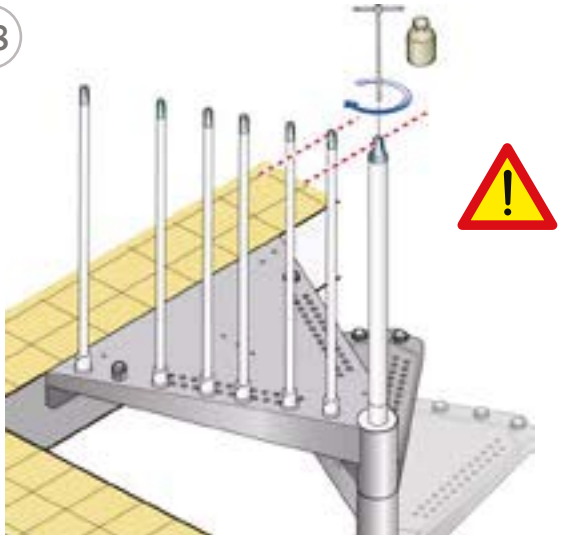
H = 935 mm (36 13/16")



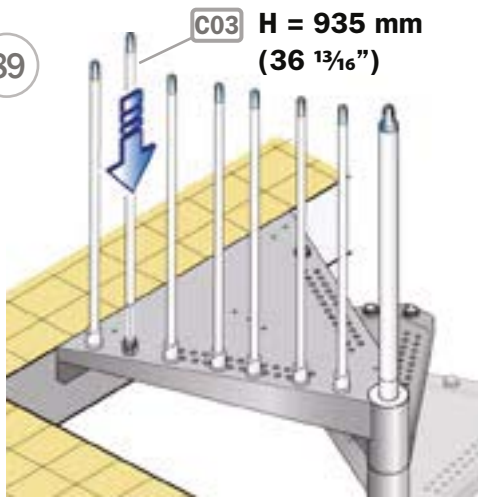
87

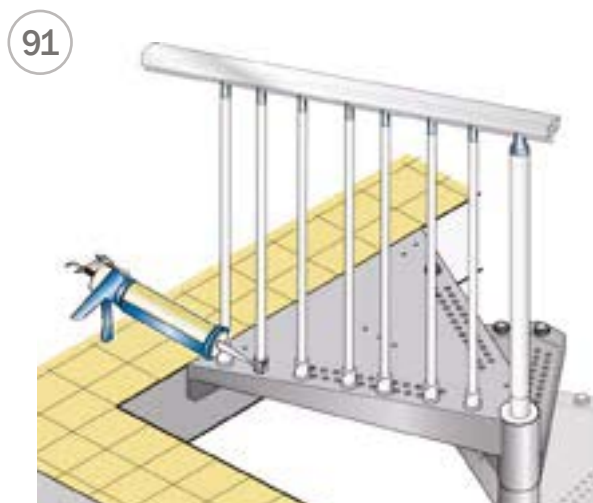
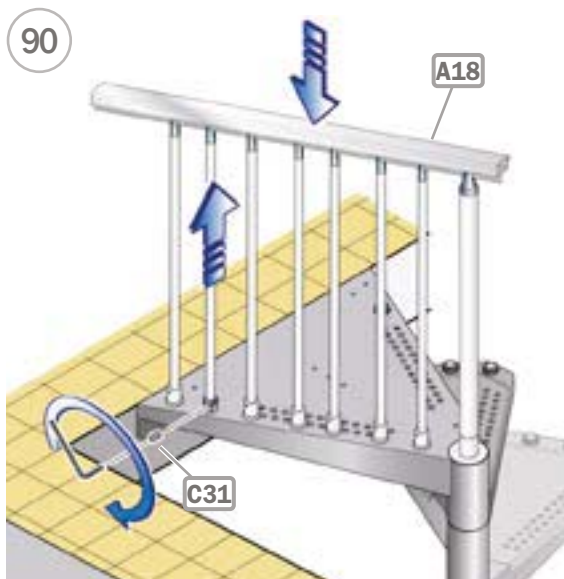


88

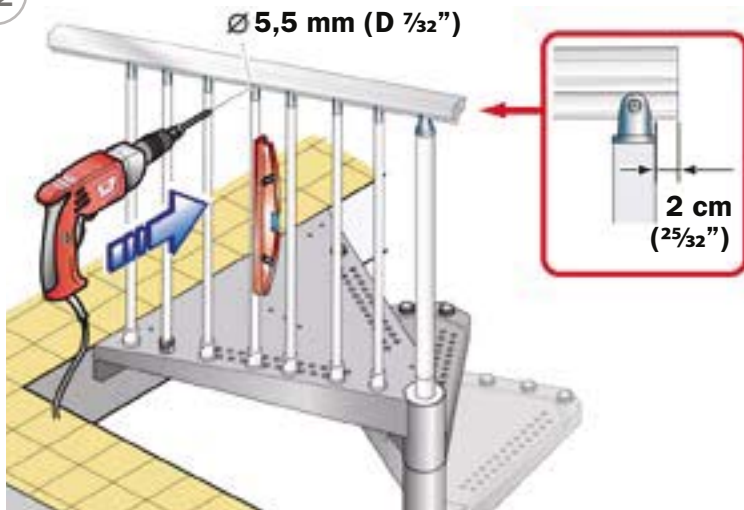


89

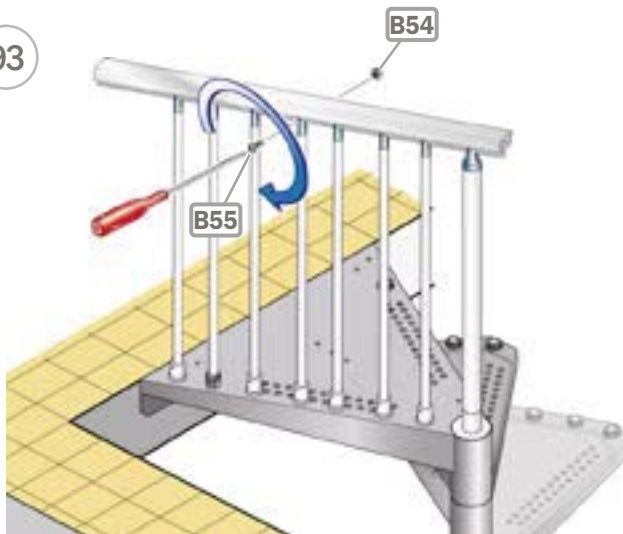




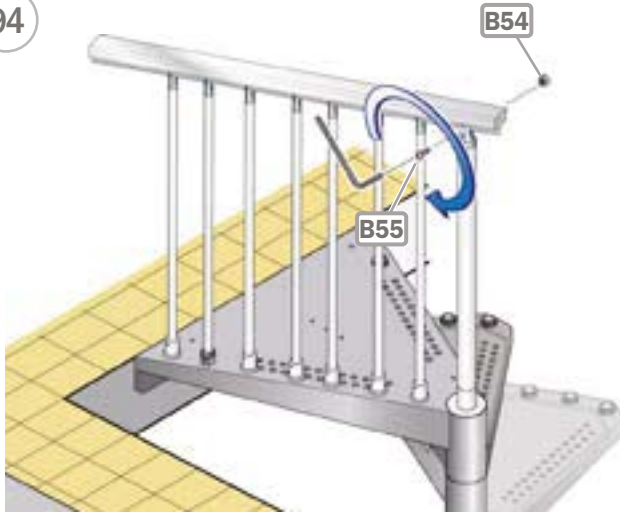
92



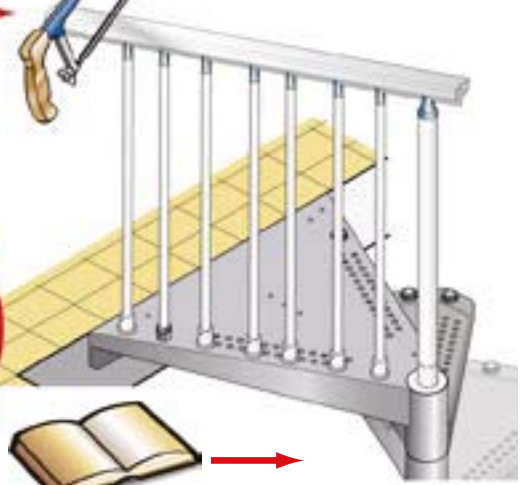
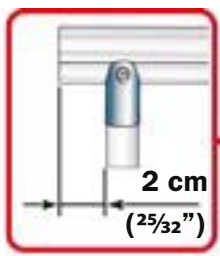
93



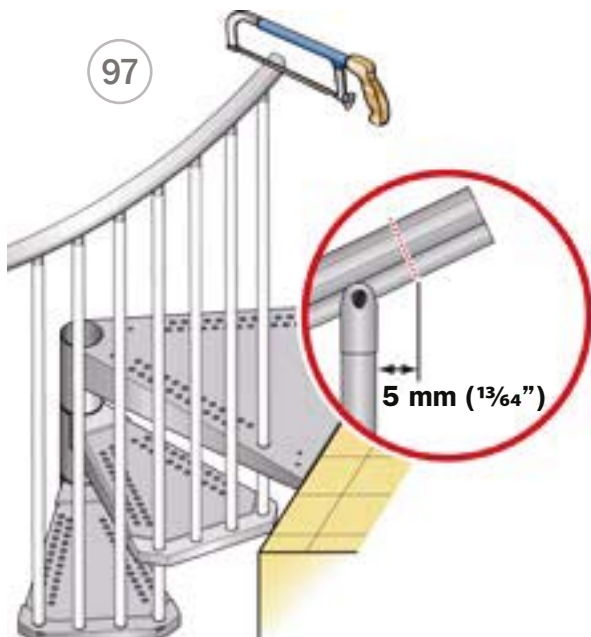
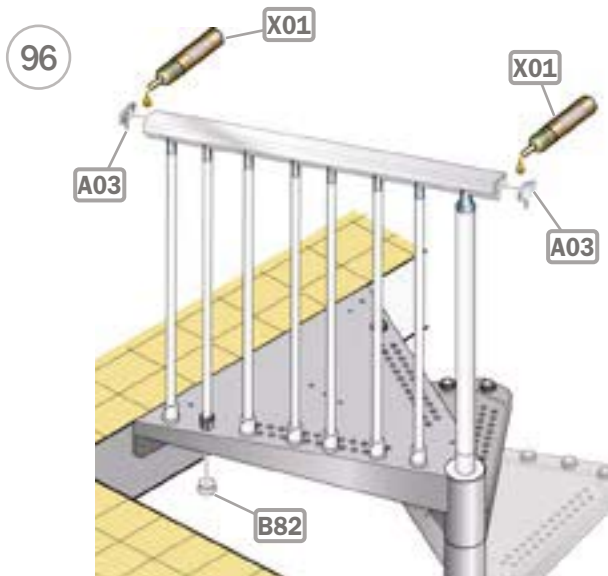
94

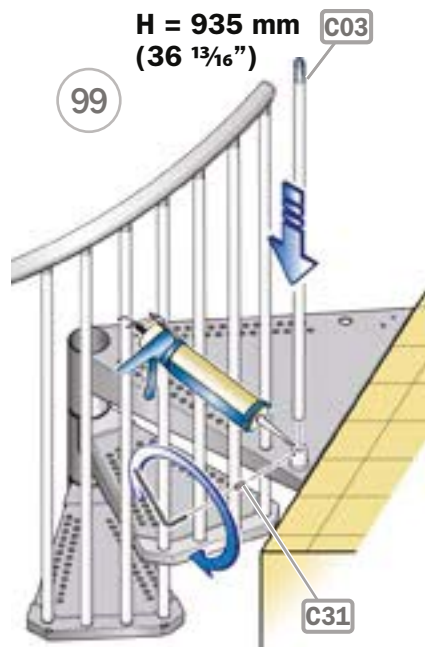
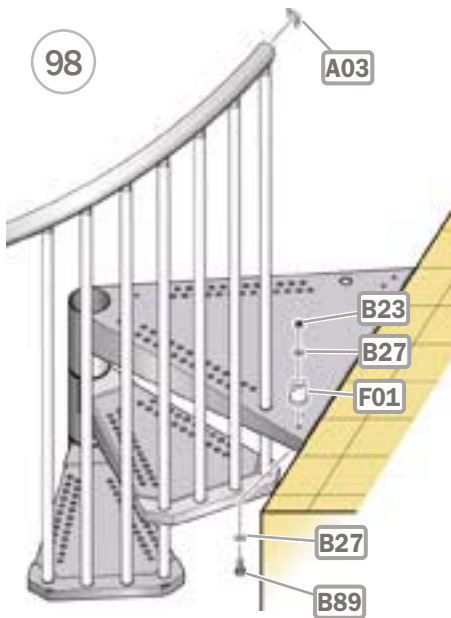


95

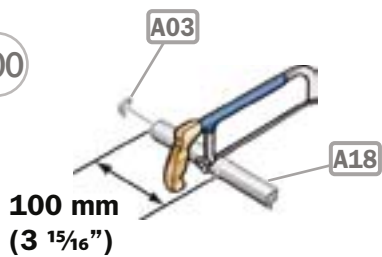


73

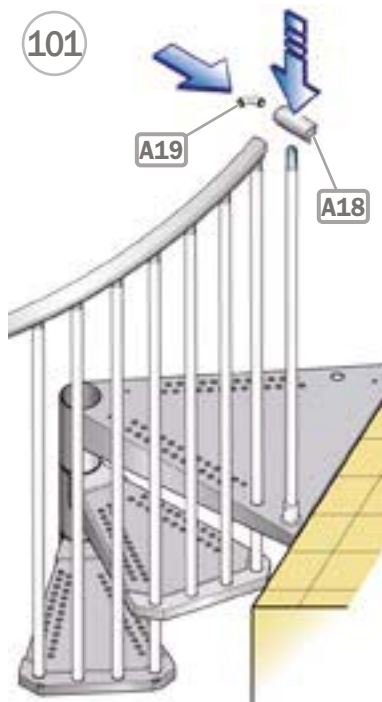




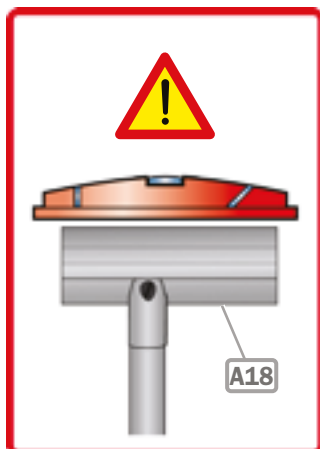
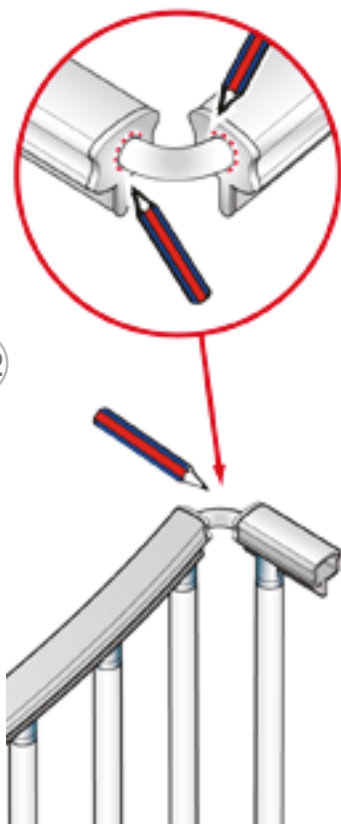
100

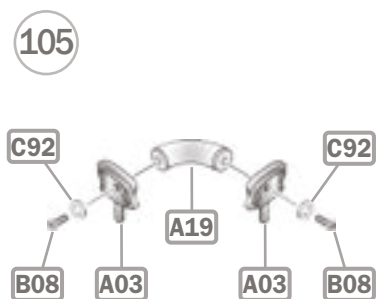
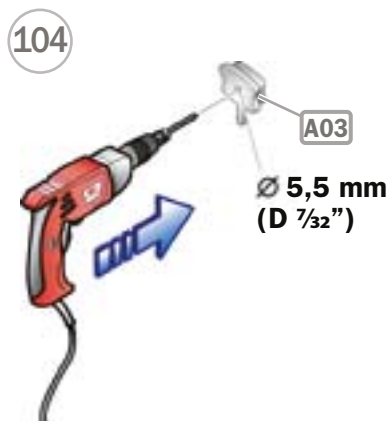
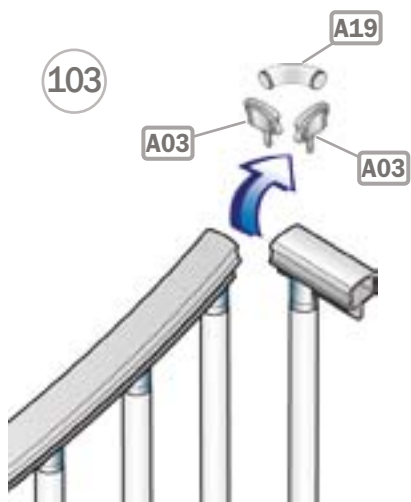


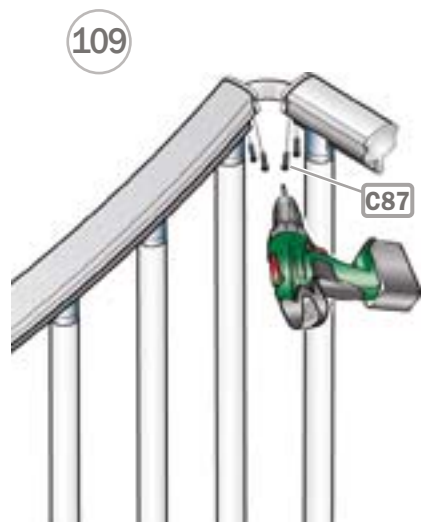
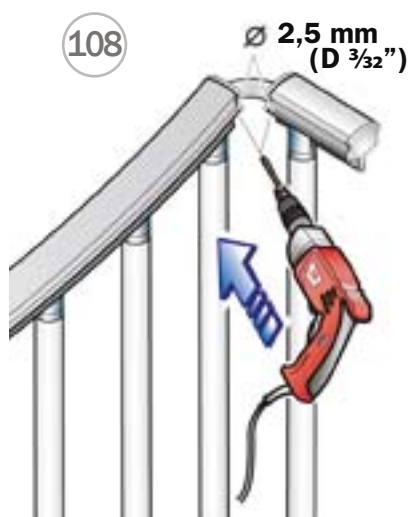
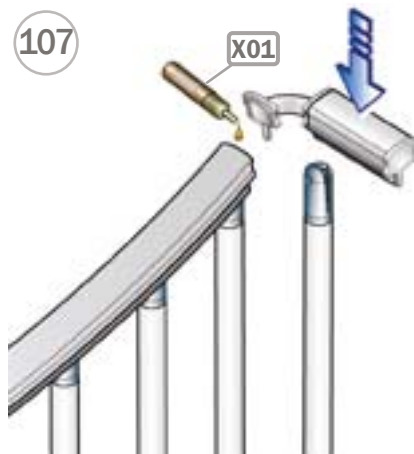
101

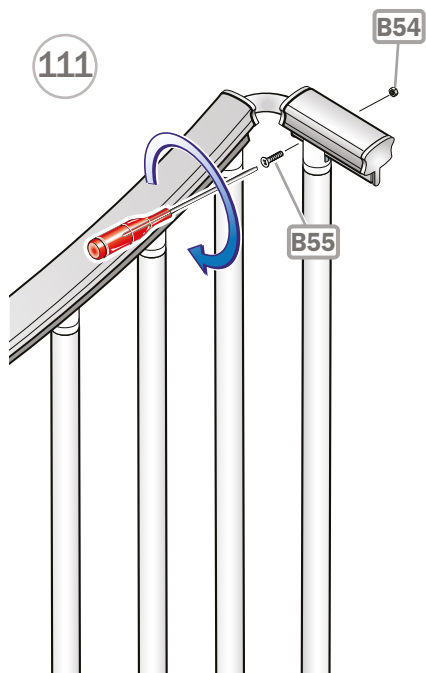
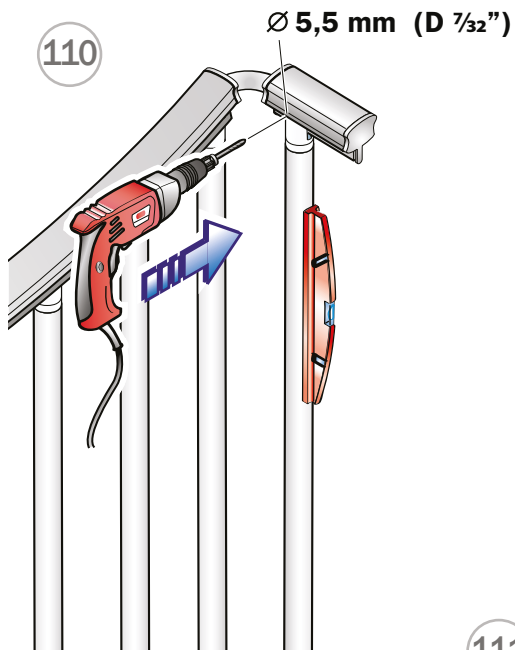


102

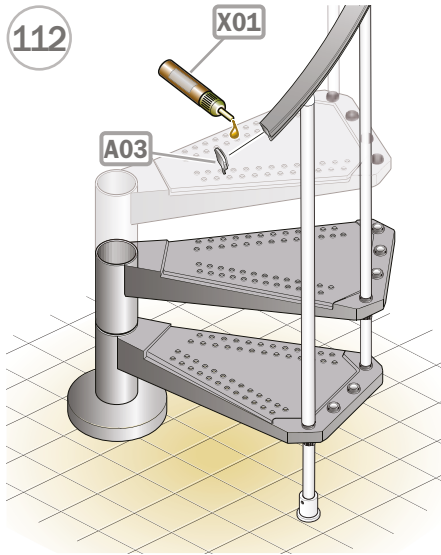








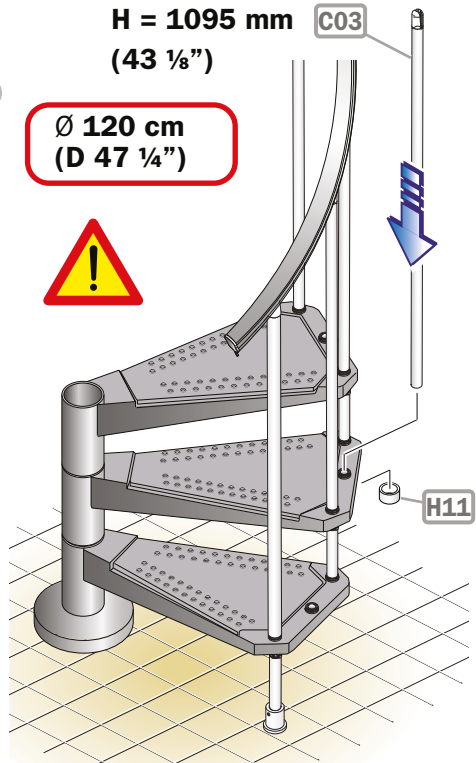
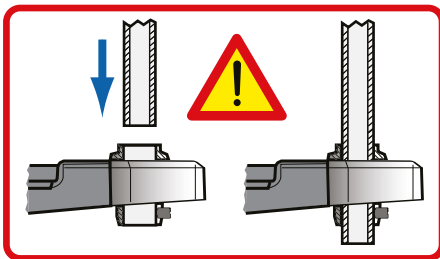
112



113 a

H = 1095 mm
(43 1/8")

Ø 120 cm
(D 47 1/4")

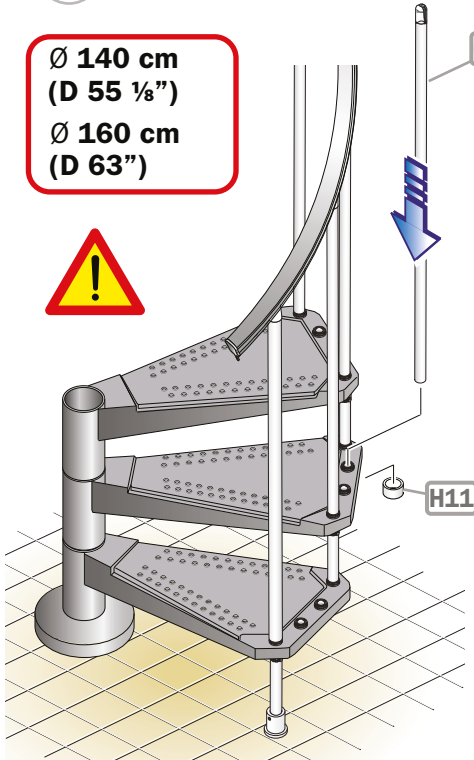


113

b

Ø 140 cm
(D 55 1/8")

Ø 160 cm
(D 63")



C03

H = 1130 mm (44 1/2")

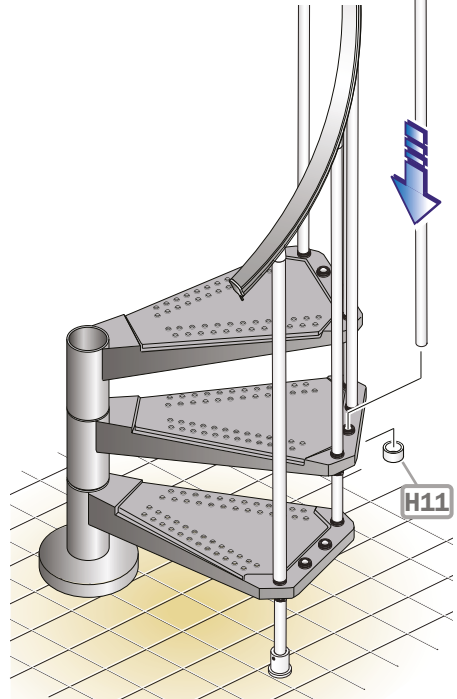
H11

114

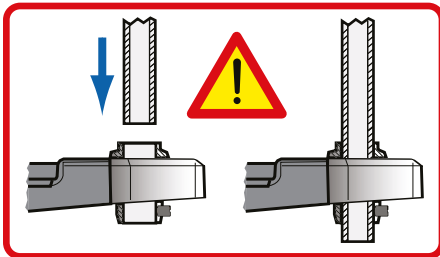
b

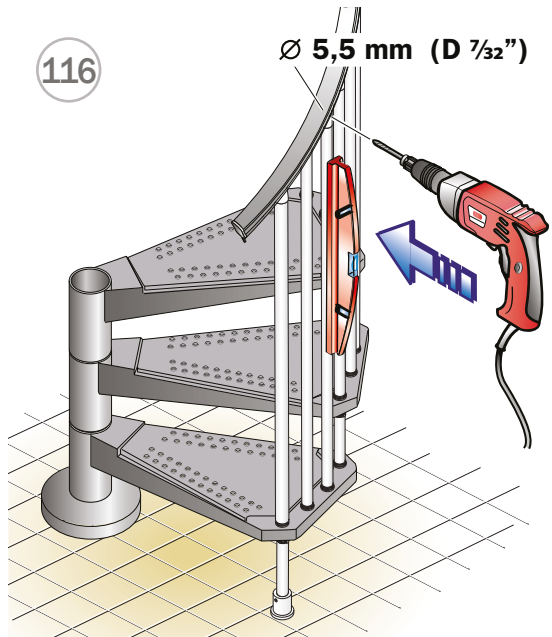
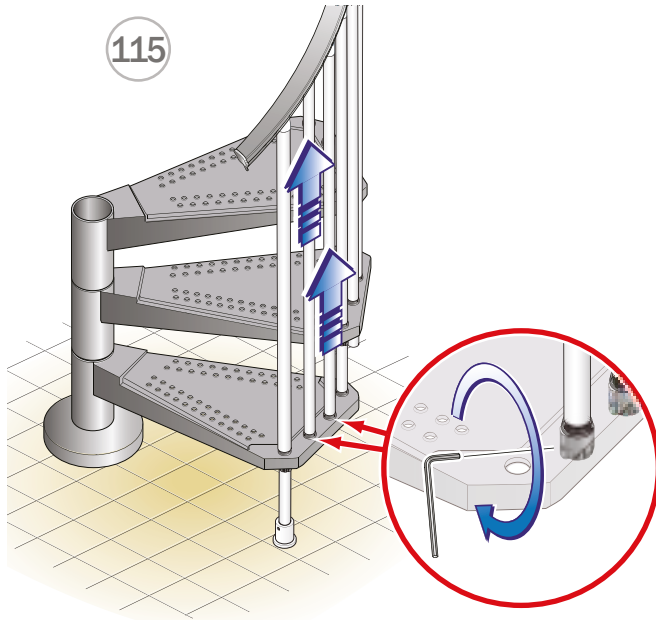
H = 1060 mm
(41 3/4")

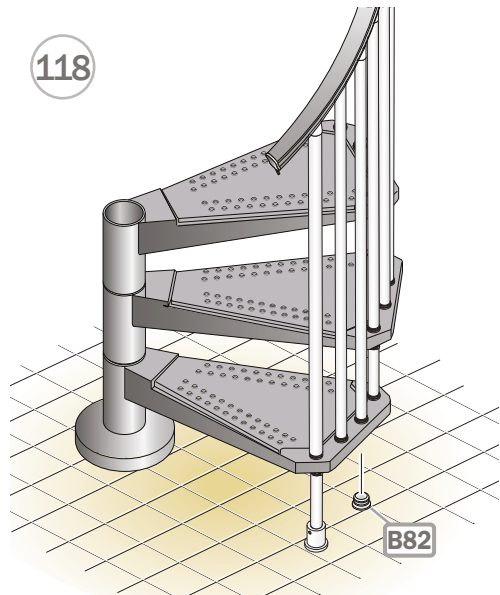
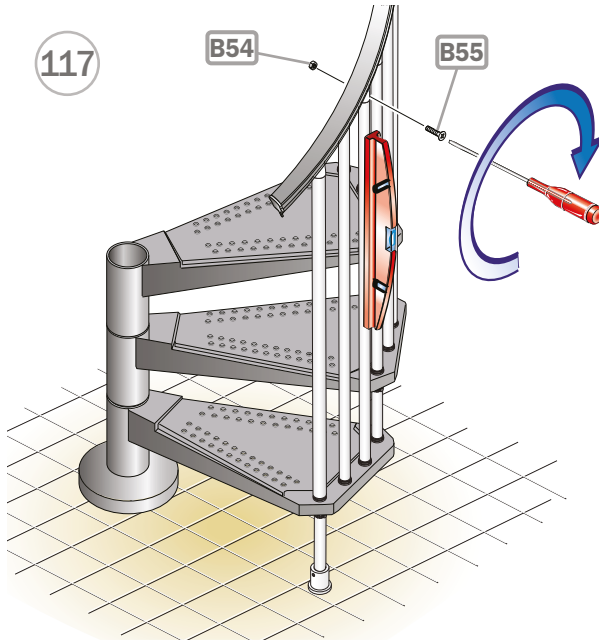
C03



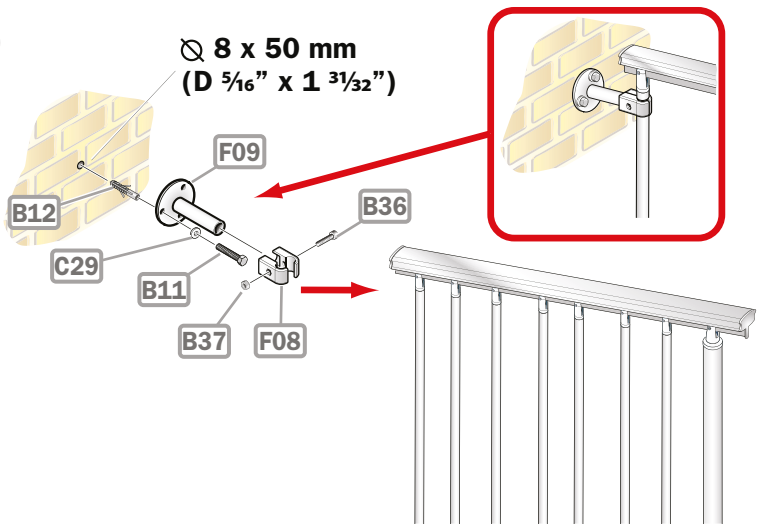
H11



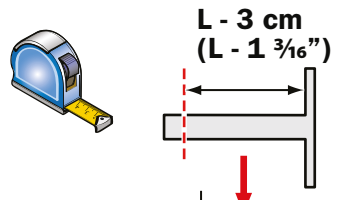
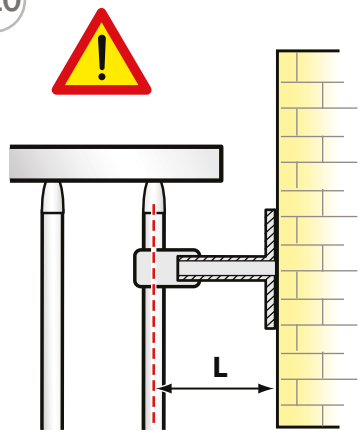




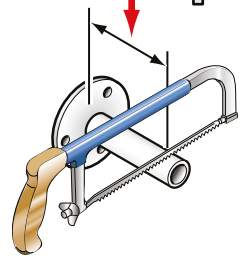
119



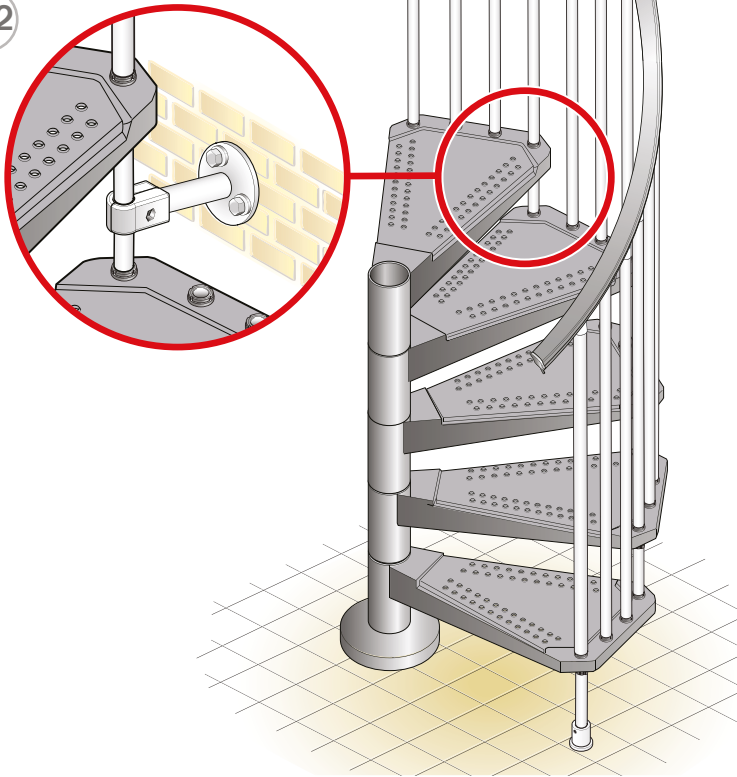
120



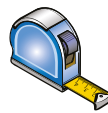
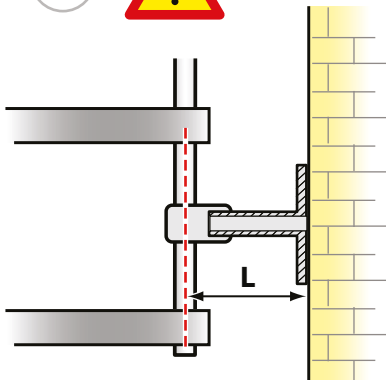
121



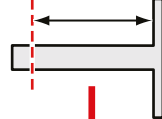
122



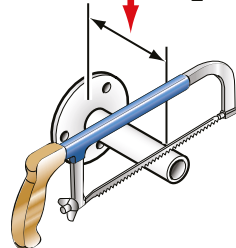
123

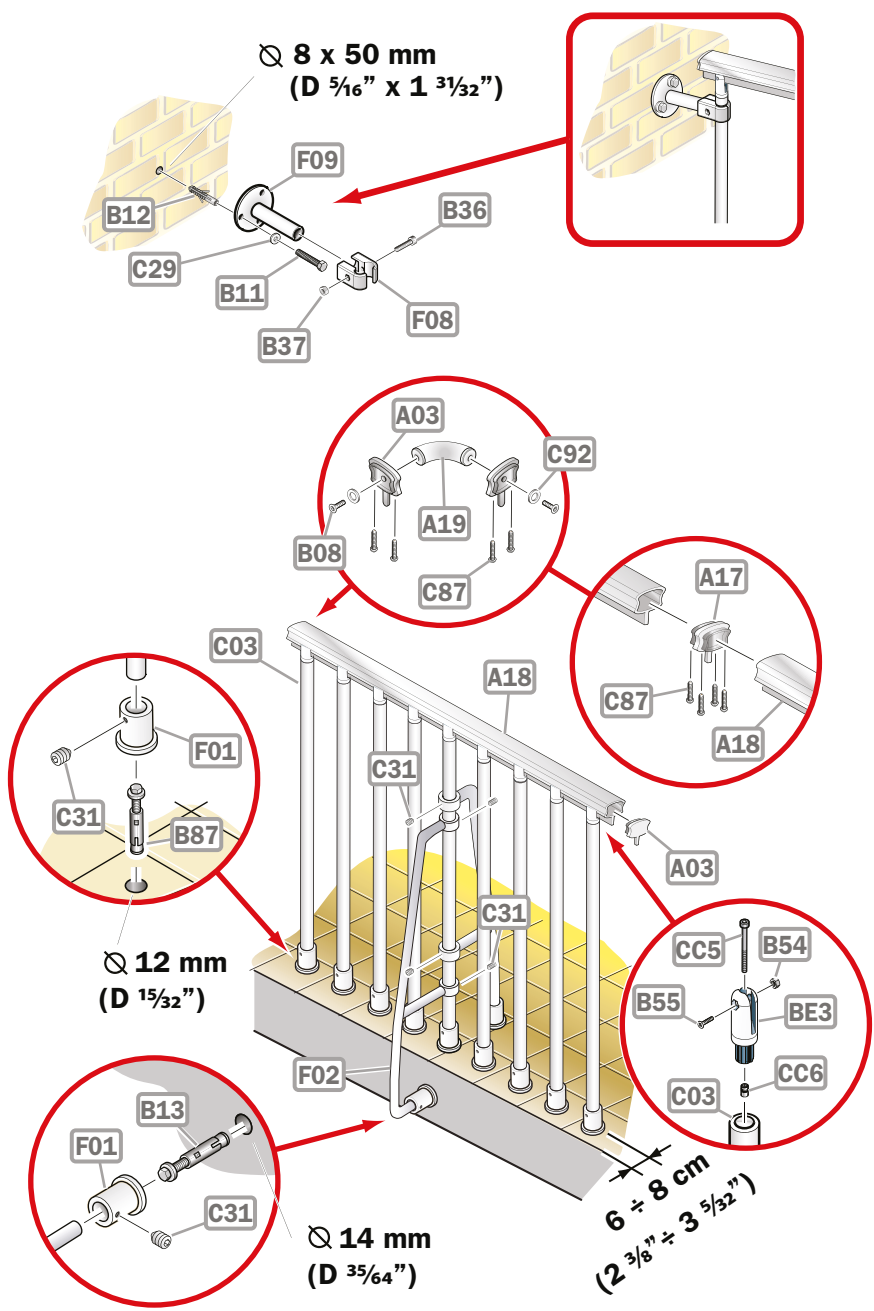


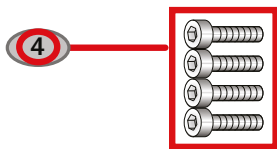
L - 3 cm
(L - 1 3/16")

















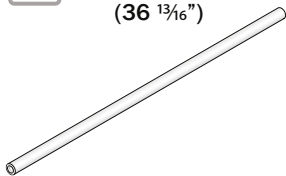







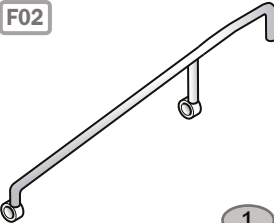



124

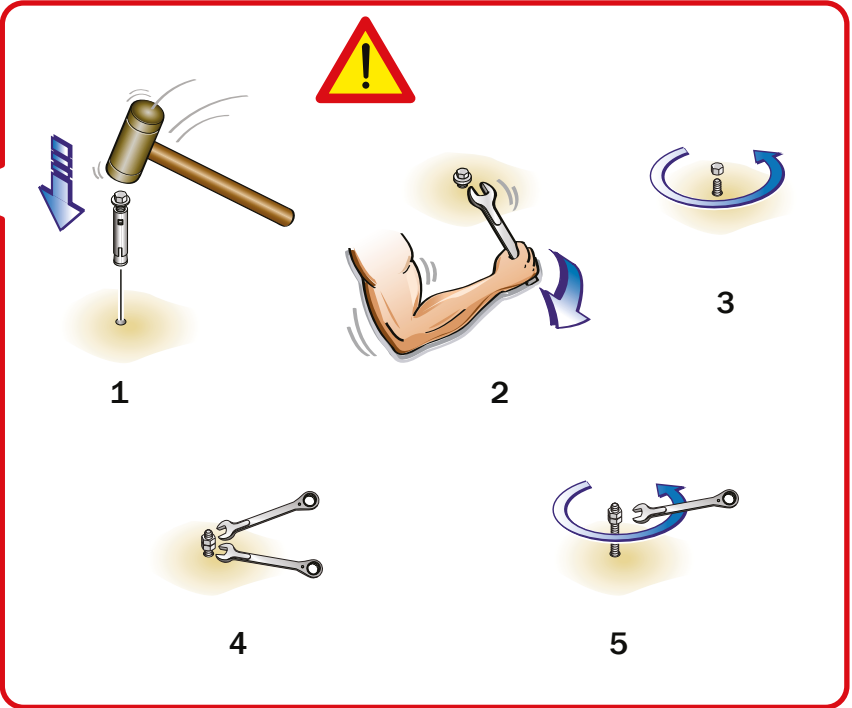
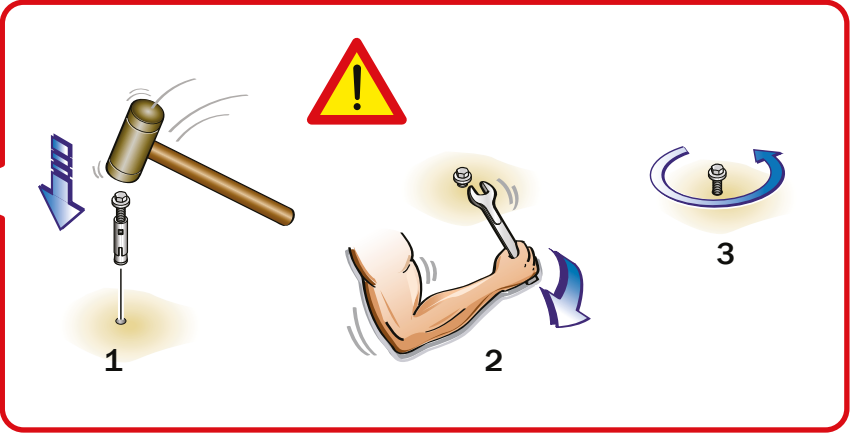






<p>A03</p>  <p>4</p>	<p>A17</p>  <p>1</p>	<p>A18</p>  <p>1</p>
<p>A19</p>  <p>1</p>	<p>B08</p>  <p>2</p>	<p>B11</p>  <p>M6 x 40 mm (M 15/64" x 1 37/64")</p> <p>3</p>
<p>B12</p>  <p>∅ 8 mm (D 5/16")</p> <p>3</p>	<p>B13</p>  <p>M8 mm (M 5/16")</p> <p>1</p>	<p>B36</p>  <p>M6 x 25 mm (M 15/64" x 63/64")</p> <p>1</p>
<p>B37</p>  <p>M6 mm (M 15/64")</p> <p>1</p>	<p>B54</p>  <p>10</p>	<p>B55</p>  <p>10</p>

<p>B87</p>  <p>10</p>	<p>BE3</p>  <p>10</p>	<p>C03 H = 935 mm (36 ¹³/₁₆")</p>  <p>10</p>
<p>C29</p>  <p>3</p>	<p>C31</p>  <p>6 x 6 mm (¹⁵/₆₄" X ¹⁵/₆₄")</p> <p>13</p>	<p>C87</p>  <p>8</p>
<p>C92</p>  <p>2</p>	<p>CC5</p>  <p>10</p>	<p>CC6</p>  <p>10</p>
<p>F01</p>  <p>11</p>	<p>F02</p>  <p>1</p>	<p>F08</p>  <p>2</p>
<p>F09</p>  <p>1</p>	<p>X01</p> 	

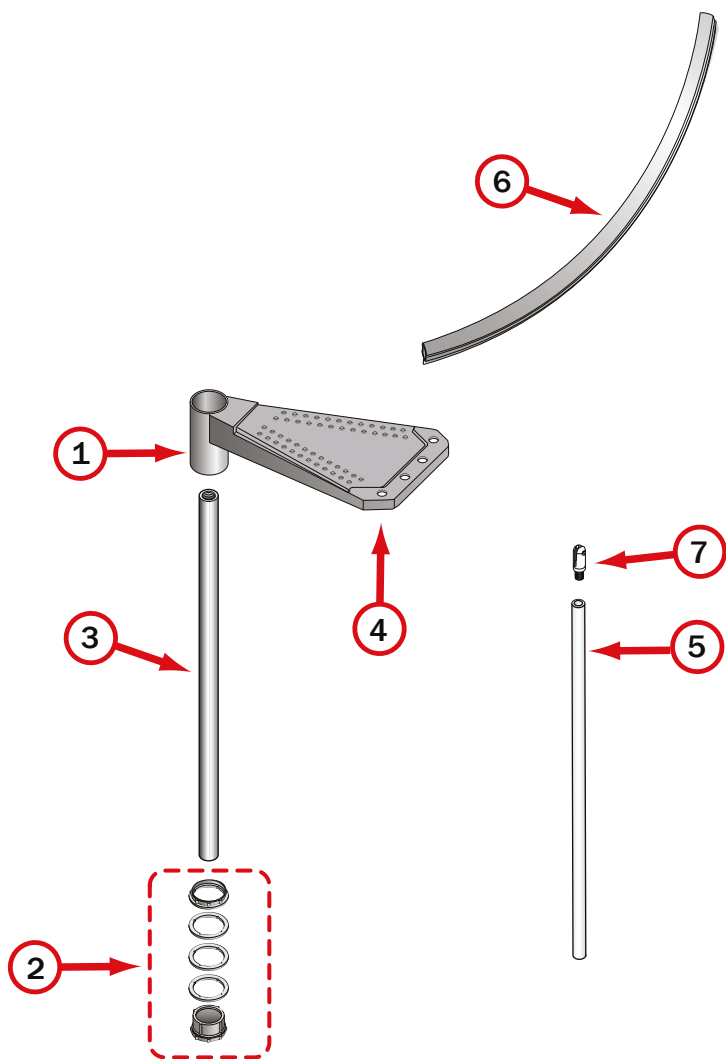




Italiano
English
Deutsch
Français
Español
Svenska
Dansk
Norsk
Suomi

DATI IDENTIFICATIVI DEL PRODOTTO
PRODUCT DETAILS
PRODUKTEIGENSCHAFTEN
DONNÉES D'IDENTIFICATION DU PRODUIT
DATOS DE IDENTIFICACIÓN
PRODUKTDETALJER
PRODUKTETS IDENTIFIKATIONSDATA
PRODUKTINFORMASJON
TUOTTEEN TUNNISTETIEDOT





IT)

dati identificativi del prodotto

denominazione commerciale: **SKY 030**

tipologia: scala a chiocciola a pianta tonda

materiali impiegati

STRUTTURA

descrizione

composta da distanziali **(1)** in metallo (saldati al gradino) e spessori **(2)** in plastica impilati e compressi sul palo **(3)** centrale modulare

materiali

distanziali: Fe 360

spessori: nylon 66

palo: Fe 360 zincato

finitura

distanziali: zincatura a caldo e verniciatura a forno con polveri poliestere per uso esterno

GRADINI

descrizione

gradini **(4)** in metallo circolari impilati sul palo **(3)** centrale

materiali

gradini: lamiera Fe 360

finitura

zincatura a caldo e verniciatura a forno con polveri poliestere per uso esterno

RINGHIERA

descrizione

composta da colonnine **(5)** verticali in metallo fissate ai gradini **(4)** e da un corrimano **(6)** in PVC

materiali

colonnine: Fe 360

corrimano: PVC

fissaggi **(7)**: nylon

finitura

colonnine: zincatura a caldo Sendzimir e mano di fondo ai fosfati di zinco e verniciatura a forno con polveri poliestere per uso esterno

PULIZIA E MANUTENZIONE OBBLIGATORIA

Eseguire la pulizia della scala alla prima comparsa di macchie di sporco e depositi di polvere e periodicamente almeno ogni 6 mesi con panno morbido inumidito in acqua e detergenti specifici non abrasivi ed aggressivi. **NON** usare mai pagliette abrasive o in ferro. Pulire ed asciugare accuratamente dopo il lavaggio con un panno in microfibra al fine di eliminare gli aloni del calcare presente nell'acqua. Dopo circa 12 mesi dalla data di installazione, controllare il serraggio della viteria dei vari componenti. Al verificarsi di qualsiasi minimo malfunzionamento è obbligatorio effettuare una manutenzione straordinaria, da eseguire subito e a regola d'arte.

PRECAUZIONI D'USO

Evitare usi impropri e non consono al prodotto. Eventuali manomissioni o installazioni non rispondenti alle istruzioni del produttore possono inficiare le conformità prestabilite del prodotto.

EN)

product details

trade name: **SKY 030**

type: spiral round staircase

used materials

STRUCTURE

description

composed of metal spacers **(1)** (welded to the tread) and of plastic spacers **(2)** stacked and packed on the central modular pole **(3)**

materials

spacers: Fe 360

plastic spacers: nylon 66

pole: Fe 360 galvanized

finishing

spacers: hot dip galvanizing and polyester powder coating for outdoor use

TREADS

description

circular metal treads **(4)** stacked on the central pole **(3)**

materials

treads: plate Fe 360

finishing

hot dip galvanizing and polyester powder coating for outdoor use

RAILING

description

composed of vertical metal balusters **(5)** fixed to the treads **(4)** and of a PVC handrail **(6)**

materials

balusters: Fe 360

handrail: PVC

fixings **(7)**: nylon

finishing

balusters: Sendzimir hot dip galvanizing, zinc phosphate primer and polyester powder coating for outdoor use

OBBLIGATORY CLEANING AND MAINTENANCE

Clean the treads as soon as dirt spots and dust deposits appear and at least every 6 months using a soft cloth moistened with water and specific non-abrasive and non-aggressive detergents. **NEVER** use abrasive scourers. After cleaning, thoroughly dry the surfaces with a microfibre cloth to remove the haloes that form because of the limestone in the water. Approximately 12 months from the date of installation, check tightness of the screws of the various components. Should even the smallest malfunction occur, it is obligatory to immediately and professionally carry out extraordinary maintenance.

USE PRECAUTION

Avoid any improper use that is not in accordance with the product. Possible violations or installations which don't comply with the providers instructions can invalidate the agreed product conformities.

DE)

Produkteigenschaften

kommerzielle Bezeichnung: **SKY 030**

Typologie: Spindeltrappe mit rundem Grundriss

verwendete Materialien

STRUKTUR

Beschreibung

bestehend aus Distanzhülsen (1) aus Metall (mit der Stufe verschweißt) und Distanzringen (2) aus Plastik um die Zentralsäule (3) im Baukastensystem herum gestapelt und komprimiert

Materialien

Distanzhülsen: Fe 360

Distanzringen: Nylon 66

Zentralsäule: Fe 360 verzinkt

Ausführung

Distanzhülsen: Feuerverzinkung und Polyester-Pulverbeschichtung für Außenbereichen

STUFEN

Beschreibung

runde Stufen (4) aus Metall um die Zentralsäule (3) herum gestapelt

Materialien

Stufen: Fe 360 Blech

Ausführung

Feuerverzinkung und Polyester-Pulverbeschichtung für Außenbereichen

GELÄNDER

Beschreibung

bestehend aus auf den Stufen (4) befestigten, senkrechten Stäben (5) aus Metall und aus einem Handlauf (6) aus PVC

Materialien

Geländerstäbe: Fe 360

Handlauf: PVC

Befestigungsteile (7): Nylon

Ausführung

Geländerstäbe: Sendzimir-Feuerverzinkung, Zinkphosphat-Grundierung und Polyester-Pulverbeschichtung für Außenbereichen

REINIGUNG UND VORGESCHRIEBENE INSTANDHALTUNG

Die Treppe sofort reinigen wenn Schmutzfl ecken und Staubansammlungen entstehen und sie mindestens alle 6 Monate mit einem weichen, mit Wasser und einem spezifischen, weder scheuernden, noch aggressiven Reinigungsmittel befeuchteten Lappen abzuwischen. **NIEMALS** scheuernde Eisenschwämme verwenden.

Nach der Feuchtreinigung mit einem Mikrofasertuch sorgfältig nachtrocknen, um die Schlierenbildung durch kalkhaltiges Wasser zu vermeiden. 12 Monate nach der Montage das Anzugsmoment der Schrauben der verschiedenen Komponenten kontrollieren. Bei Auftreten einer noch so geringen Funktionsstörung muss unbedingt sofort eine fachgerechte außerordentliche Instandhaltung durchgeführt werden.

VORSICHTSMAßNAHMEN FÜR DIE ANWENDUNG

Die falsche und unangemessene Verwendung des Produkts vermeiden. Eventuelle Beschädigungen oder nicht der Montageanleitung des Herstellers gemäße Einrichtungen können die vorgegebene Produktkonformität für ungültig erklären.

FR)

données d'identification du produit

denomination commerciale : **SKY 030**

typologie : escalier en colimaçon à plan rond

matériaux utilisés

STRUCTURE

description

composée de entretoises (1) en métal (soudées a la marche) et cales (2) en plastique empilées et comprimées sur le pylône (3) modulaire central

matériaux

entretoises : Fe 360

cales : nylon 66

pylône : Fe 360 galvanisé

finition

cales : galvanisation à chaud et peinture en poudre polyester pour extérieur

MARCHES

description

marches (4) en métal circulaires empilées sur le pylône (3) central

matériaux

marches : tôle Fe 360

finition

galvanisation à chaud et peinture en poudre polyester pour extérieur

GARDE-CORPS

description

composé de colonnettes (5) verticales en metal fixées aux marches (4) et d'une main courante en PVC (6)

matériaux

colonnettes : Fe 360

main courante : PVC

fixations (7) : nylon

finition

colonnettes : galvanisation à chaud Sendzimir, couche de fond au phosphate de zinc et peinture en poudre polyester pour extérieur

NETTOYAGE ET MAINTENANCE OBLIGATOIRE

Nettoyer les marches dès que des taches de saleté ou des dépôts de poussière apparaissent ; effectuer également un nettoyage périodique, tous les 6 mois, à l'aide d'un chiffon doux, humecté d'eau et de détergents spécifiques non abrasifs et non agressifs. **NE JAMAIS** utiliser de la paille de fer abrasive. Après lavage, nettoyer et essuyer soigneusement avec un chiffon en microfibre, afin d'éliminer les auréoles provoquées par le calcaire contenu dans l'eau. Environ 12 mois après la date d'installation, contrôler le serrage des vis des différents composants. À la moindre défaillance, il est obligatoire d'effectuer immédiatement une maintenance corrective, dans les règles de l'art.

PRECAUTION D'UTILISATION

Eviter l'utilisation impropre et non conforme au produit. D'éventuelles alterations ou installations non correspondantes aux instructions du producteur peuvent invalider les conformités préétablies du produit.

ES)

datos de identificación del producto

denominación comercial: **SKY 030**

tipo: escalera de caracol de planta redonda

materiales empleados

ESTRUCTURA

descripción

compuesta por distanciadores **(1)** de metal (soldados al peldaño) y espaciadores **(2)** de plástico enfiladas y comprimidas en la columna **(3)** central modular

materiál

distanciadores: Fe 360

espaciadores: nylon 66

columna central: Fe 360 galvanizado

acabado

distanciadores: galvanización en caliente y barnizado con polvo de poliéster para exterior

PELDAÑOS

descripción

peldaños **(4)** de metal circulares enfilados en la columna **(3)** central

materiál

peldaños: chapa Fe 360

acabado

galvanización en caliente y barnizado con polvo de poliéster para exterior

BARANDILLA

descripción

compuesta por barrotes **(5)** verticales de metal fijados a los peldaños **(4)** y por un pasamanos **(6)** de PVC

materiál

barrotes: Fe 360

pasamanos: PVC

fijaciones **(7)**: nylon

acabado

barrotes: galvanización en caliente Sendzimir, capa de imprimación de fosfato de cinc y barnizado con polvo de poliéster para exterior

LIMPIEZA Y MANTENIMIENTO OBLIGATORIO

Realizar la limpieza de la escalera en cuanto aparezcan manchas de suciedad y depósitos de polvo, y periódicamente al menos cada 6 meses, con un paño suave humedecido en agua y detergentes específicos no abrasivos ni agresivos. **NO** utilizar nunca lanas abrasivas o de hierro. Limpiar y secar bien después del lavado utilizando un paño de microfibra para eliminar las aureolas de cal dejadas por el agua.

Transcurridos unos 12 meses desde la fecha de instalación, comprobar que los tornillos que fijan las distintas partes sigan bien apretados.

Ante el menor defecto de funcionamiento, es obligatorio realizar un mantenimiento extraordinario según las reglas del arte.

PRECAUCIONES DE USO

Evitar usos impropios y no conformes con el producto. Eventuales manipulaciones o instalaciones que no cumplan con las instrucciones del fabricante pueden menoscabar las cualidades certificadas en las pruebas de conformidad a las que previamente fue sometido el producto.

SV)

produkt detaljer

varunamn: **SKY 030**

typ: rund spiraltrappa

material

STRUKTUR

beskrivning

består av avståndsdelare **(1)** i metall (hopsvetsade med trappsteget) och avståndsbrickor **(2)** av plast som träs över mittpelaren **(3)**

materiál

avståndsdelare: Fe 360

avståndsbrickor: nylon 66

mittpelare: Fe 360, galvaniserad

ytbehandling

distanshållare: varmförzinkat och ugnslackerat med polyesterpulver för utomhusbruk

TRAPPSTEG

beskrivning

rundade trappsteg **(4)** av metall som träs över mittpelaren **(3)**

materiál

trappsteg: plåt Fe 360

ytbehandling

varmförzinkat och ugnslackerat med polyesterpulver för utomhusbruk

RÄCKE

beskrivning

består av vertikala räckesståndare **(5)** i metall monterade på trappstegen **(4)** och en handledare **(6)** i PVC

materiál

räckesståndare: Fe 360

handledare: PVC

fästen **(7)**: nylon

ytbehandling

räckesståndare: sendzimirförzinkade och basbeläggning med zinkfosfater samt ugnslackerade med polyesterpulver för utomhusbruk

RENGÖRING OCH OBLIGATORISKT UNDERHÅLL

Rengör trappan så snart smutsfläckar eller damm uppstår. Torka av regelbundet minst var 6:e månad med en mjuk trasa fuktad med vatten och ett mildt, särskilt anpassat rengöringsmedel (inga starka polermedel). Använd. Använd **ALDRIG** skurkuddar eller stålull. Rengör och torka av noggrant med en mikrofiberduk för att avlägsna alla eventuella kalkränder. Efter cirka 12 månader från installationsdatum, kontrollera åtdragningen av skruvar och bultar för de olika delarna. Vid minsta lilla funktionsfel är det obligatoriskt att genast utföra ett fackmannamässigt underhållsarbete.

ANVÄNDNINGSFÖRESKRIFTER

Undvik en felaktig eller olämplig användning av produkten. Eventuell manipulering eller installationer som inte sker enligt tillverkarens anvisningar kan leda till att de överensstämmelsekrav som har fastställts för produkten inte längre gäller.

DA) produktidentifikasjon

handelsnavn: **SKY 030**

type: vindeltrappe med rundt plan

anvendte materialer

STRUKTUR

beskrivelse

strukturen består af afstandsstykker (1) i metal (sveiset på trinnet) og plastikmellemstykker (2) indsat oven på hinanden og komprimeret på den midterste modulstolpe (3)

materiale

afstandsstykker: Fe 360

pakninger: nylon 66

stolpe: Fe 360 galvaniseret

finish

pakninger: varmgalvaniseret og ovnlakeret med polyesterpulver til udendørsbrug

TRIN

beskrivelse

cirkulære metaltrin (4) i indsat oven på hinanden på midterste stolpe (3)

materiale

trin: Fe 360 stålplade

finish

varmgalvaniseret og ovnlakeret med polyesterpulver til udendørsbrug

GELÆNDER

beskrivelse

gelænderet består af lodrette balustre (5) fastsat til trinnene (4) og af en håndgelænder (6) i PVC

materiale

balustre: Fe 360

håndgelænder: PVC

fastgøringer (7): nylon

finish

balustre: Sendzimir varmgalvanisering og grunding med zinkfosfater og ovnlakeret med polyesterpulver til udendørsbrug

RENGØRING OG PÅBUDT VEDLIGEHOLDELSE

Trappen skal rengøres når de første tegn på tilsmudsning og af støvaflejringer fremkommer, og i hvert fald regelmæssigt for hver 6. måned med en blød klud vædet i vand og specifikke ikke ætsende eller aggressive rengøringsmidler. Der må ALDRIG bruges skure- eller stålsvampe. Rengør og tør omhyggeligt med en mikrofiberklud efter vask for at fjerne kalkaflejringerne, der findes i vandet. Efter cirka 12 måneder fra installationsdatoen kontrolleres skruernes spænding for de forskellige komponenter. I tilfælde af en hvilken som helst fejlfunktion, er det påbudt at gennemføre en ekstraordinær vedligeholdelse, der bør udføres omgående og i overensstemmelse med bedste praksis.

FORHOLDSREGLER VED BRUG

Undgå ukorrekt og uoverensstemmende brug af produktet. Eventuelle fejlgreb eller installationer, som ikke er i overensstemmelse med producentens instruktioner, kan svække produktets fastsatte egenskaber.

NO) produktinformasjon

produktnavn: **SKY 030**

karakteristikk: spiraltrapp med sirkulært plan

produksjonsmaterialer

STRUKTUR

beskrivelse

sammensatt av avstandsholdere (1) i metall (sveiset til trappetrinnet) og avstandsstykker (2) i plast, stablet lagvis og komprimert på modulens midtstolpe (3)

materiale

avstandsholdere: Fe 360

avstandsstykker: nylon 66

stolpe: Fe 360 galvanisert

finish

avstandsstykker: varmgalvanisert og ovnlakkert med polyesterpulver for eksternt bruk

TRINN

beskrivelse

sirkelformede trappetrinn (4) i metall stablet på (3) midtstolpen

materiale

trappetrinn: metallplate Fe 360

finish

varmgalvanisert og ovnlakkert med polyesterpulver for eksternt bruk

REKKVERK

beskrivelse

sammensatt av lodrette spiler (5) i metall som er festet i trappetrinnene (4) og av en håndløper (6) i PVC

materiale

spiler: Fe 360

håndløper: PVC

fester (7): nylon

finish

spiler: varmgalvanisert Sendzimir og sinkfosfatbasert grunding, og ovnlakkert med polyesterpulver for eksternt bruk

RENGØRING OG NØVDENDIG VEDLIKEHOLD

Rengjør trappen så snart det oppstår flekker eller støvansamlinger. Trappen må dessuten rengjøres jevnlig minst hver 6. måned med en myk klut fuktet med vann og spesielle milde rengøringsmidler som ikke lager riper. Bruk IKKE rengjøringsssvamper som riper eller stålull. Skyll og tørk omhyggelig med en mikrofiberklud etter rengjøringen, slik at alle kalkholdige vannflekker fjernes. Kontroller etter ca. 12 måneder fra installasjonen, at skruene i de forskjellige komponentene er korrekt strammet. Oppdager man den minste funksjonsfeil, må man straks sørge for at det blir et utført et forskriftsmessig ekstraordinært vedlikeholdsinngrep.

FORHOLDSREGLER VED BRUK

Unngå uriktig og uegnet bruk av produktet. Eventuelle endringer, eller installasjoner som ikke er i samsvar med produsentens anvisninger, vil kunne føre til at de forhåndsdefinerte produktoverensstemmelsene blir ugyldige.

FI)

tuotteen tunnistetiedot

kauppanimi: **SKY 030**

porrastyyppi: kierreportaat, joissa pyöreä pohjapiirros

käytetyt materiaalit

RUNKO

kuvaus

rakenteeseen kuuluu metalliset välikelevyt (1) (hitsattu askelmaan) sekä muoviset soviteosat (2), jotka on pinottu ja puristettu modulaariseen keskipylyväaseen (3)

materiaalit

välikelevyt: Fe 360

sovite-elementit: nailon 66

pylväs: Fe 360, sinkitty

pintakäsittely

muoviset välillevyt: kuumasinkitys ja polyesterijauhemaalauus uunissa ulkokäyttöön

ASKELMAT

kuvaus

metalliaskelmat (4), kiinnitetty ympyränmuotoisesti keskipylyväaseen (3)

materiaalit

askelmat: rautalevy Fe 360

pintakäsittely

kuumasinkitys ja polyesterijauhemaalauus uunissa ulkokäyttöön

KAIDE

kuvaus

rakenteeseen kuuluu metalliset pystypinnat (5), jotka on kiinnitetty askelmiin (4) sekä käsijohde (6) PVC muovia

materiaalit

pystypinnat: Fe 360

käsijohde: PVC

kiinnikkeet (7): nailon

pintakäsittely

pystypinnat: kuumasinkitys Sendzimir ja kerros sinkkifosfaattipohjamaalia sekä polyesterijauhemaalauus uunissa ulkokäyttöön

PAKOLLINEN PUHDISTUS JA YLLÄPITO

Huolehdi portaiden puhdistuksesta ensimmäisten likatahrojen tai pölyjäämien ilmestyessä sekä säännöllisin väliajoin vähintään joka 6. kuukausi liinalla, joka on kostutettu miedon hankaamattoman pesuaineen ja veden muodostamassa liuoksessa. ÄLÄ koskaan käytä hankaavia tai metallisia sieniä. Puhdista ja kuivaa huolellisesti pesun jälkeen mikrokuituliinalla, jotta poistetaan vesijäämien aikaansaamat kalkkiläikät. Noin 12 kuukauden kuluttua asennuksesta tarkista, että kaikki eri osien ruuvit ja mutterit ovat tiukalla. Mikäli havaitaan pienikin toimintahäiriö, on pakollista suorittaa ennakoimaton huolto, välittömästi ja tarvittavat toimenpiteet kunnolla suorittaen.

KÄYTTÖÄ KOSKEVIA VAROITUKSIA

Vältä sopimatonta käyttöä ja käyttöä, joka ei vastaa tuotteen käyttötarkoitusta. Mikäli tuotetta on muunneltu tai se on asennettu valmistajan ohjeiden vastaisesti, saatetaan vaarantaa tuotteen määritetyt vaatimustenmukaisuudet.



SKY
030
D.U.M.
04/2018

Fontanot S.p.A.
Sede legale ed amministrativa
via P. Paolo Pasolini, 6
47853 Cerasolo Ausa
Rimini, Italy

tel. +39.0541.90.61.11
fax. +39.0541.90.61.24
info@fontanot.it
www.fontanot.it
www.arkestairs.com

cod. 067440001

Design: Centro Ricerche Fontanot

Sistema aziendale Fontanot S.p.A.
certificato CSQ ISO-9001

